

An aerial photograph of a tropical coastline. On the left, a dense, lush green forest covers a hillside that slopes down to a narrow, crescent-shaped white sand beach. The water is exceptionally clear, showing various shades of turquoise and blue, with visible coral reefs and sandy patches beneath the surface. The beach is bordered by dark, jagged rocks on its left and right ends. The overall scene is serene and idyllic.

Treasure Garden, Inc.
13401 Brooks Drive
Baldwin Park, CA 91706
p (626) 814-0168
f (888) 821-8868
info@treasuregarden.com

Showroom:
Chicago
1655 Merchandise Mart

treasuregarden.com



2021



INTRODUCTION

For over 36 years, Treasure Garden has manufactured the widest selection of shade products in the industry. We offer more than 25,000 variations of shade solutions and accessories. From our state-of-the-art cantilevers to our wide variety of fashion forward market umbrellas, Treasure Garden has a perfect shade solution for your outdoor environment.

Founder, Oliver Ma began his manufacturing experience at an early age by apprenticing and mastering the craft of umbrella construction. His uncompromising attention to detail and strong work ethic laid the groundwork for the successful formation of Treasure Garden.

Treasure Garden is a one stop shop for our customers. We offer the most comprehensive lines of umbrellas, bases, lights, protective covers, cleaning and maintenance products and outdoor rugs in the industry. Our Shademaker and Jardinico collections offer elegantly designed parasols with robust construction built to last for commercial or residential applications; all from one reliable source.

Our Southern California facility in Baldwin Park, as well as both our state-of-the-art facilities in Ningbo and Qingdao, China are integral parts of our business operation and point of service. Treasure Garden is a vertically integrated manufacturer. We manufacture and produce over 90% of the components used in our products from their raw state. This allows Treasure Garden the advantage of monitoring every stage of the manufacturing process to maintain a consistent level of quality and delivery.

The 6,000 employees who share in the same vision on a daily basis and their attention to detail enables Treasure Garden to continue to be...

"The World's Favorite Shade".



TREASURE
GARDEN.[®]
The World's Favorite Shade

p002

shademaker
architectural shade

p094

O
jardinico[®]
CARACTÈRE

p116

TABLE OF CONTENTS

AKZ PLUS CANTILEVER

13' Starlux AKZ Plus	6
13' AKZ Plus	7
10'x13' AKZ Plus	8
11' AKZ Plus	9

AG CANTILEVER

11.5' AG25T	12
10' AG25TSQ	13
11' AG28	14
10' AG19	15

CANTILEVER BASES

Bases and Mount Kit Options	16-17
-----------------------------	-------

SPECIALTY

11' Vienna Alu Teak	20
10' Shanghai Collar Tilt	21

MARKET

9' Starlux Collar Tilt	24
11' Collar Tilt	25
9' Collar Tilt	26
11' Auto Tilt	27
9' Auto Tilt	28
8'x10' Auto Tilt	29
8'x11' Crank Lift	30
9' Glide Tilt	31
7.5' Glide Tilt	32
9' Push Button Tilt	33
7.5' Push Button Tilt	34
9' Quad Pulley Lift	35

COMMERCIAL

9' Commercial	38
7' Commercial	39

FABRIC COLLECTION

Fabrics	42-45
Fabric Index	46-47
Fabric Cleaning and Maintenance Instructions	48

ACCESSORIES

Umbrella Bases	50-56
Umbrella Lights	58-61
Outdoor Rug Collection	62-69

TG CARE

Protective Furniture Cover Collection	72-77
Care and Maintenance Products	78-79
Replacement Canopy	80-81
Replacement Parts	81

MERCHANDISING

Designer Canopy Collection	84-85
Display Stands/Mini Umbrellas	86-87
Science Behind Shade	88-89

SALES PROGRAMS

TG Custom	90
TG Direct	91
TGEx Quick-Ship	92
Cantilever Quick-Ship	93

PRODUCT INFORMATION

Terms & Conditions	132-134
Warranty/Guarantee	135-136





AKZ Plus Cantilever Collection

13' Starlux
AKZ Plus Cantilever
Octagon Series

13' AKZ Plus Cantilever
Octagon Series

10'x13' AKZ Plus Cantilever
Rectangle Series

11' AKZ Plus Cantilever
Octagon Series

Shown:

Umbrella:

AKZP13LX-09

6433 Neptune

Base Option:

BASE-13R-09





13' STARLUX AKZ PLUS | Cantilever Collection



SHOWN:

Item No: AKZP13LX-09D w/ P-AKZPBATTERY-09 (Battery sold separately)

Fabric: 6903 Moonbeam Cobalt

Base: BASE-13R-09 (Base sold separately)



OPTIONAL ACCESSORY MSRP

Starlux AKZ Plus
Rechargeable Battery Pack
P-AKZPBATTERY-0_



FEATURES

- › Light strips built into (8) ribs for elegant & modern look
- › (2) Light settings (low/high)
- › 20,000 lifetime hours
- › Powder coated aluminum
- › 100% Kevlar mesh lift cord for added strength and durability
- › Foot pedal to easily rotate umbrella 360°
- › Infinite front to back tilt: Up to 40° back tilt
- › Tilts left and right at: 18°, 36°, and 54° angles
- › Built-in light adapter to fit Treasure Garden lights
- › UL approved 17 ft. power supply cord
- › Includes protective cover

OPTIONS

- › Rechargeable Battery Pack (Up to 8 hours of battery life)
- › Valance (Add "V" to item no.)
Example: **AKZP13LX-00DV**
- › Bases and Mount Kits (pages 16 & 17)



AKZP13LX-00D
Bronze



AKZP13LX-09D
Black

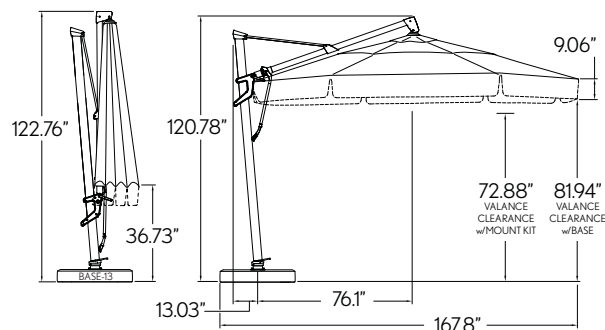
GRADE DWV DWV w/ Valance DC9/DC11

A+	-----	-----
A	-----	-----
C / COM +	-----	-----

NOTE: Price includes frame and canopy only.

+COM - Customer's Own Material. For COM, see page 138.

Shipping Information: Truck only



ITEM NO.	Size	Shape	Shade Coverage	Ribs	Pole Dia.	Vents	Lift	Tilt	Weight	Cube	Minimum Base Wt.
AKZP13LX	13'	Octagon	129 sq. ft.	8	3.64" x 2.56"	DWV	Crank	Front to Back Left to Right	DWV 108 lbs. DWV-V 109 lbs.	12	400 lbs.



FEATURES

- › Powder coated aluminum
- › 100% Kevlar mesh lift cord for added strength and durability
- › Foot pedal to easily rotate umbrella 360°
- › Infinite front to back tilt: Up to 40° back tilt
- › Tilts left and right at: 18°, 36°, and 54° angles
- › Built-in light adapter to fit Treasure Garden lights
- › Includes protective cover

OPTIONS

- › Valance (Add "V" to item no.) - Example: **AKZP13-00DV**
- › Bases and Mount Kits (pages 16 & 17)



AKZP13-00D
Bronze



AKZP13-02D
Anthracite



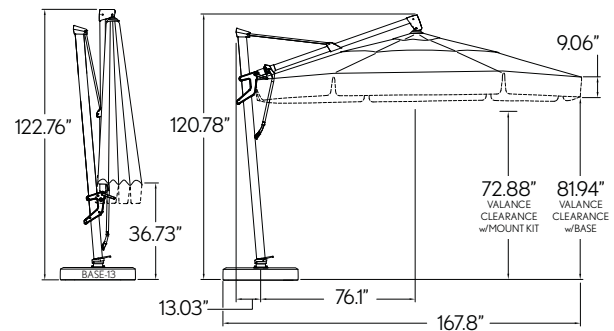
AKZP13-09D
Black

GRADE	DWV	DWV w/ Valance DC9/DC11
A+	-----	-----
A	-----	-----
C / COM†	-----	-----

NOTE: Price includes frame and canopy only.

†COM - Customer's Own Material. For COM, see page 138.

Shipping Information: Truck only



ITEM NO.	Size	Shape	Shade Coverage	Ribs	Pole Dia.	Vents	Lift	Tilt	Weight	Cube	Minimum Base Wt.
AKZP13	13'	Octagon	129 sq. ft.	8	3.64" x 2.56"	DWV	Crank	Front to Back Left to Right	DWV 104 lbs. DWV-V 105 lbs.	12	400 lbs.

10'x13' AKZ PLUS | Cantilever Collection



FEATURES

- › Powder coated aluminum
- › 100% Kevlar mesh lift cord for added strength and durability
- › Foot pedal to easily rotate umbrella 360°
- › Infinite front to back tilt: Up to 40° back tilt
- › Tilts left and right at: 18°, 36°, and 54° angles
- › Built-in light adapter to fit Treasure Garden lights
- › Includes protective cover

STRIPED, 7823 & 7824 FABRICS NOT AVAILABLE ON THIS STYLE.

OPTIONS

- › Bases and Mount Kits (pages 16 & 17)



AKZPRT-00
Bronze



AKZPRT-02
Anthracite



AKZPRT-09
Black

GRADE

SWV

A+

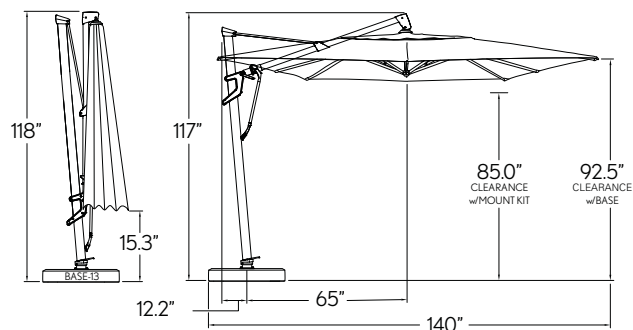
A

C / COM †

NOTE: Price includes frame and canopy only.

†COM - Customer's Own Material. For COM, see page 138.

Shipping Information: Truck only




ITEM NO.	Size	Shape	Shade Coverage	Ribs	Pole Dia.	Vents	Lift	Tilt	Weight	Cube	Minimum Base Wt.
AKZPRT	10'x13'	Rectangle	130 sq. ft.	8	3.64" x 2.56"	SWV	Crank	Front to Back Left to Right	104 lbs.	11	400 lbs.

**SHOWN:****Item No:** AKZP-09D**Fabric:** DC11 Style - 54048 Charcoal / 6664 Churchill Beach Stripe**Base:** BASE-13R-09 (Base sold separately)**FEATURES**

- › Powder coated aluminum
- › 100% Kevlar mesh lift cord for added strength and durability
- › Foot pedal to easily rotate umbrella 360°
- › Infinite front to back tilt: Up to 40° back tilt
- › Tilts left and right at: 18°, 36°, and 54° angles
- › Built-in light adapter to fit Treasure Garden lights
- › Includes protective cover

OPTIONS

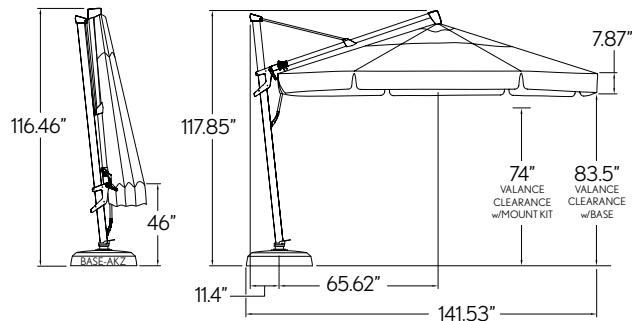
- › Valance (Add "V" to item no.) - Example: **AKZP-00DV**
- › Bases and Mount Kits (pages 16 & 17)

**AKZP-00D**
Bronze**AKZP-02D**
Anthracite**AKZP-09D**
Black

GRADE	DWV	DWV w/ Valance DC9/DC11
A+	-----	-----
A	-----	-----
C / COM†	-----	-----

NOTE: Price includes frame and canopy only.

†COM - Customer's Own Material. For COM, see page 138.

Shipping Information: Truck only

ITEM NO.	Size	Shape	Shade Coverage	Ribs	Pole Dia.	Vents	Lift	Tilt	Weight	Cube	Minimum Base Wt.
AKZP	11'	Octagon	85 sq. ft.	8	3.64" x 2.56"	DWV	Crank	Front to Back Left to Right	DWV 99 lbs. DWV-V 100 lbs.	10.9	200 lbs.

AG Cantilever Collection

11.5' AG25T Cantilever
Octagon Series

10' AG25TSQ Cantilever
Square Series



11' AG28 Cantilever
Octagon Series

10' AG19 Cantilever
Octagon Series

Shown:

Umbrella:

AG25TR-00D

7823 Atlantic Beechwood

Base Option:

BASE-13R-00





11.5' AG25T | Cantilever Collection



SHOWN:

Item No: AG25TR-09D

Fabric: 6905 Arbor Sky

Base: BASE-AKZ-09 (Base sold separately)



FEATURES

- › Powder coated aluminum
- › Foot pedal to easily rotate umbrella 360°
- › Infinite front to back tilt: Up to 30° back tilt
- › Infinite left to right tilting capabilities
- › Built-in light adapter to fit Treasure Garden lights
- › Includes protective cover

OPTIONS

- › Valance (Add "V" to item no.) - Example: **AG25TR-00DV**
- › Bases and Mount Kits (pages 16 & 17)



AG25TR-00D
Bronze



AG25TR-09D
Black

GRADE

DWV

DWV w/ Valance

A+

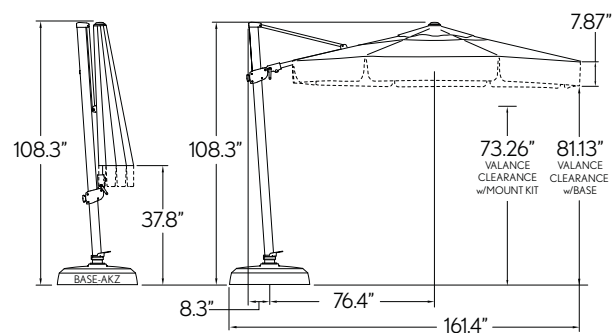
A

C / COM +

NOTE: Price includes frame and canopy only.

+COM - Customer's Own Material. For COM, see page 138.

Shipping Information: **Truck only**



ITEM NO.	Size	Shape	Shade Coverage	Ribs	Pole Dia.	Vents	Lift	Tilt	Weight	Cube	Minimum Base Wt.
AG25TR	11.5'	Octagon	96 sq. ft.	8	3.54" x 2.56"	DWV	Crank	Front to Back Left to Right	DWV 72 lbs. DWV-V 73 lbs.	7.2	200 lbs.

**SHOWN:****Item No:** AG25TSQR-00**Fabric:** 14067 Mushroom **Base:** BASE-AKZ-00 (Base sold separately)

CANTILEVER

FEATURES

- › Powder coated aluminum
- › Foot pedal to easily rotate umbrella 360°
- › Infinite front to back tilt: Up to 30° back tilt
- › Infinite left to right tilting capabilities
- › Built-in light adapter to fit Treasure Garden lights
- › Includes protective cover

7823 & 7824 FABRICS NOT AVAILABLE ON THIS STYLE.**OPTIONS**

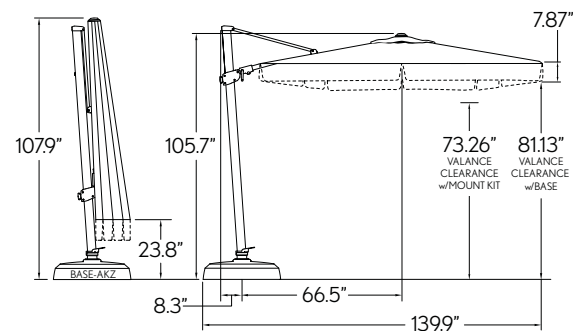
- › Valance (Add "V" to item no.) - Example: **AG25TSQR-00V**
- › Bases and Mount Kits (pages 16 & 17)

**AG25TSQR-00**
Bronze**AG25TSQR-09**
Black

GRADE	SWV	SWV w/ Valance
A+	-----	-----
A	-----	-----
C / COM†	-----	-----

NOTE: Price includes frame and canopy only.

†COM - Customer's Own Material. For COM, see page 138.

Shipping Information: Truck only

ITEM NO.	Size	Shape	Shade Coverage	Ribs	Pole Dia.	Vents	Lift	Tilt	Weight	Cube	Minimum Base Wt.
AG25TSQR	10'x10'	Square	100 sq. ft.	8	3.54" x 2.56"	SWV	Crank	Front to Back Left to Right	SWV 72 lbs. SWV-V 73 lbs.	7.2	200 lbs.



SHOWN:

Item No: AG28RK-03D **NEW**
 Fabric: 6670 Reliant Coast Stripe **NEW**
 Base: BASE-AGRK-02 (Base sold separately) **NEW**



FEATURES

- › Powder coated aluminum
- › 100% Kevlar mesh lift cord for added strength and durability
- › A full 360° rotation with (12) 30° locking positions
- › Locking rotation knob
- › Infinite front to back tilt: Up to 40° back tilt
- › Built-in light adapter to fit Treasure Garden lights
- › Includes protective cover

OPTIONS

- › Valance (Add "V" to item no.) - Example: **AG28RK-00DV**
- › Base (page 16)



AG28RK-00D
Bronze



AG28RK-03D
White

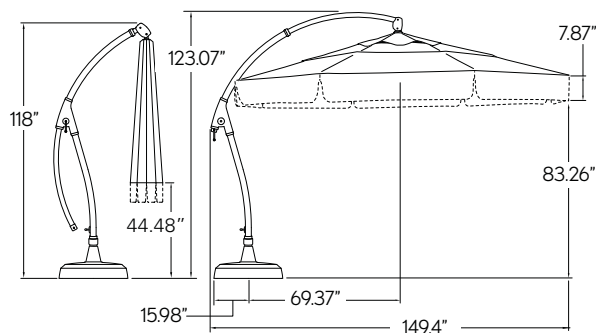


GRADE	DWV	DWV w/ Valance DC9/DC11
A+	-----	-----
A	-----	-----
C / COM†	-----	-----

NOTE: Price includes frame and canopy only.

†COM - Customer's Own Material. For COM, see page 138.

Shipping Information: **Truck only**



ITEM NO.	Size	Shape	Shade Coverage	Ribs	Pole Dia.	Vents	Lift	Tilt	Weight	Cube	Minimum Base Wt.
AG28RK	11'	Octagon	85 sq. ft.	8	2.75"	DWV	Crank	Front to Back Left to Right	DWV 70 lbs. DWV-V 71 lbs.	12.5	200 lbs.

**SHOWN:****Item No:** AG19-09**Fabric:** 4851 Latitude Navy **Base:** BF10-09 Resin Base Weights (Base sold separately)**FEATURES**

- › Powder coated aluminum
- › A full 360° rotation with base stem clamp
- › Tilts left & right: 5 adjustable positions - 18° each position, up to 90°
- › AG universal cross bar stand adjusts to fit various paver sizes
- › Built-in light adapter to fit Treasure Garden lights

OPTIONS

- › Base weights (page 16)



AG19-00
Bronze



AG19-09
Black

GRADE**SWV**

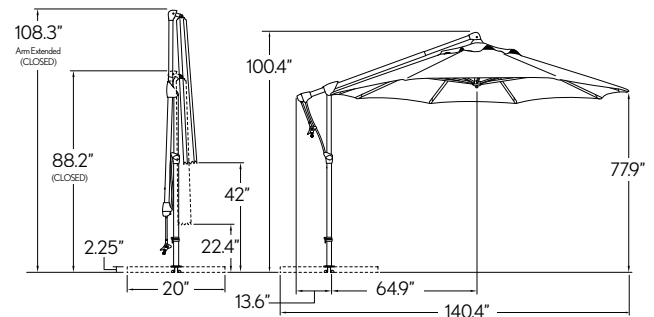
A+

A

C / COM +

NOTE: Price includes frame and canopy only.

+COM - Customer's Own Material. For COM, see page 138.

Shipping Information: Standard Parcel

ITEM NO.	Size	Shape	Shade Coverage	Ribs	Pole Dia.	Vents	Lift	Tilt	Weight	Cube	Minimum Base Wt.
AG19	10'	Octagon	70 sq. ft.	8	2.7"	SWV	Crank	Left to Right	57 lbs.	5.3	180 lbs.

BASE OPTIONS | Cantilever Series

AKZ13 Rolling Base

BASE-13R-0_

Includes: Base frame, lid, foot pedal, (4) wheels and (4) add-on weights to be filled with 230 lbs. of sand and water (sand not included).

Finishes	Size	Weight	Cube	MSRP
0-Bronze 2-Anthracite 9-Black	34" x 34" x 7.5"	190 lbs.	12.56	-----



Compatible with:

AKZP13LX
AKZP13
AKZPRT
AKZP
AG25T
AG25TSQ

AKZ13 Base

BASE-13-0_

Includes: Base frame, lid, and four (4) add-on weights. Base holds up to 400 lbs. of sand (sand not included).

Finishes	Size	Weight	Cube	MSRP
0-Bronze 2-Anthracite 9-Black	34" x 34" x 7.5"	74 lbs.	7	-----



Compatible with:

AKZP13LX
AKZP13
AKZPRT
AKZP
AG25T
AG25TSQ

AKZ Base

BASE-AKZ-0_

Includes: Base shell and lid. Base holds up to 200 lbs. of sand (sand not included).

Finishes	Size	Weight	Cube	MSRP
0-Bronze 2-Anthracite 9-Black	32" x 32" x 7.5"	38 lbs.	5.5	-----



Compatible with:

AKZP
AG25T
AG25TSQ

AG Base

BASE-AGRK-0_

Includes: Base shell and lid. Base holds up to 200 lbs. of sand (sand not included).

Finishes	Size	Weight	Cube	MSRP
0-Bronze 2-Anthracite	32" x 32" x 7.5"	44 lbs.	6.13	-----



Compatible with:

AG28RK

Resin Base Weights

BF10-0_

Includes: Four (4) sections that fit onto the AG Universal Cross Bar Stand (included w/frame). Base weights hold up to 220 lbs. of sand (sand not included).

Finishes	Size	Weight	Cube	MSRP
0-Bronze 9-Black	39.4" x 39.4" x 4.5"	29 lbs.	4.7	-----



Compatible with:

AG19

BX Cross Base Weights

BX-AG-0_

Use four (4) cross base weight sections that conveniently sit into the AG Universal Cross Bar Stand (included w/frame). Four (4) sections required.

Finishes	Size	Weight	Cube	MSRP
0-Bronze 9-Black	19" x 19" x 2"	50 lbs. each	0.67	-----



Compatible with:

AG19



Our Mount Kit options open up a world of opportunities for large shades.
Kits can be mounted 3 ways – Concrete, In-Ground and Wood Decks.

Compatible with: AKZP13LX, AKZP13, AKZPRT, AKZP, AG25T & AG25TSQ

(MOUNT KITS REDUCES THE CANOPY CLEARANCE BY 7.5")



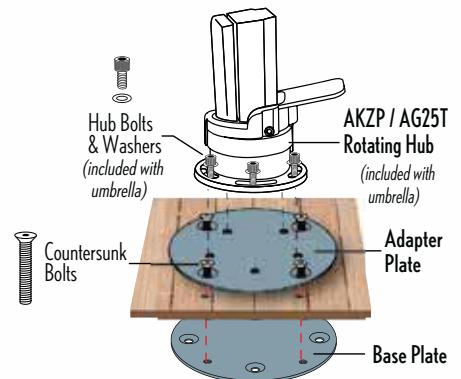
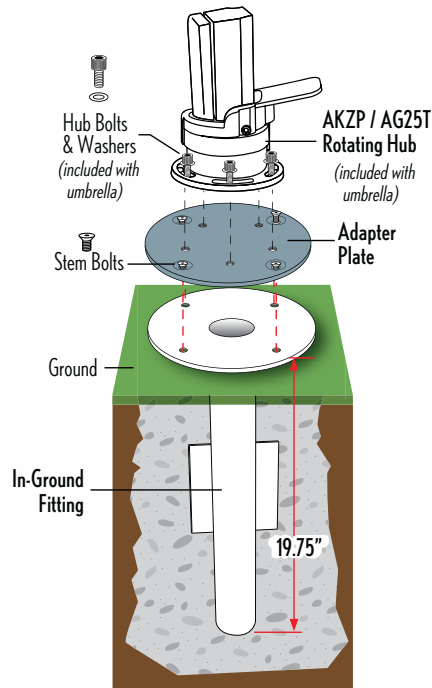
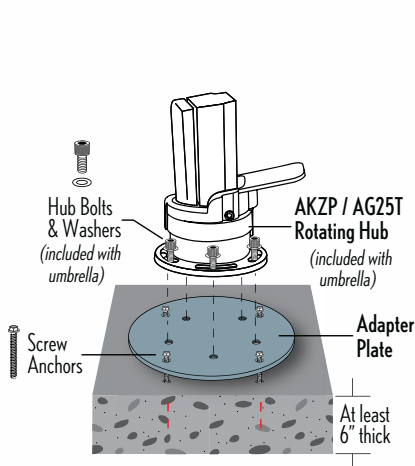
Concrete Mount



In-Ground Mount



Wood Mount



Mount Kits		Diameter	Overall Depth	Weight	Cube	Case Pack	Case Weight	Case Cube	MSRP
Concrete Mount Kit	AMK-C	8.5"	n/a	10 lbs.	0.22	5	49 lbs.	1.1	-----
In-Ground Mount Kit	AMK-G	8.5"	19.75"	22 lbs.	1.51	4	81 lbs.	6.03	-----
Wood Mount Kit	AMK-W	8.5"	n/a	14 lbs.	0.22	5	71 lbs.	1.1	-----

DISCLAIMER: The mount kit should only be professionally installed by a licensed contractor. Treasure Garden® assumes no liability and expressly disclaims any responsibility for injuries or damages arising from or related to the failure of buyer to have the mount kit installed by a licensed professional contractor. Treasure Garden makes no warranty except as expressly stated herein, and no warranty except Title to Materials furnished shall be implied with respect to this order.

DISCLAIMER OF WARRANTIES: Except as herein expressly set forth, this product is sold "as is" and "with all faults", and without any implied warranty of merchantability -- which warranty is hereby expressly excluded. This product is sold without any implied warranty of fitness for a particular purpose -- which warranty is hereby expressly excluded. Moreover, there are no warranties which extend beyond the description on the face hereof.

Specialty Collection

11' Vienna Alu Teak
Octagon Series

10' Shanghai Collar Tilt
Round Series

Shown:

Umbrella:

USA459

5407 Henna

Base Option:

BG509





11' VIENNA ALU TEAK | Specialty Collection

SPECIALTY



SHOWN:

Item No: UV89115AT

Fabric: 5439 Navy (Trim - 5404 Natural)

Base: BKM1005T/BT2-5T (Base/Stem sold separately)



FEATURES

- › Mirrored anodized center pole
- › Alu Teak ribs
- › Double pulley lift system
- › Aluminum alloy locking pin



UV89115AT (w/ TRIM option)
UV89115A (w/o TRIM option)
Mirrored Anodized

GRADE

SWV

A+	-----
A	-----
C / COM †	-----


NOTE: Price includes frame and canopy only.

†COM - Customer's Own Material. For COM, see page 138.

Shipping Information: **Standard Parcel/Courier Services**

OPTIONS

Available in all stocked fabrics without trim as well as the 6 set trim combinations shown below:



MAIN: 5403
Jockey Red

5404
Natural

5422
Antique Beige

5439
Navy

6407
Aquatic

40433
Cast Silver

TRIM: 5404 Natural

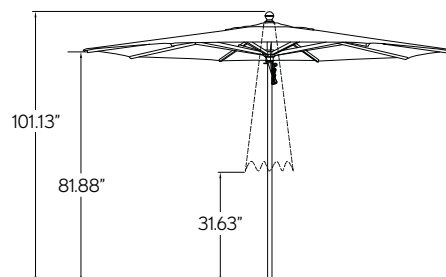
54048 Charcoal

5404 Natural

5404 Natural

5404 Natural

54048 Charcoal



ITEM NO.	Size	Shape	Shade Coverage	Ribs	Pole Dia.	Vents	Lift	Tilt	Weight	Cube	Minimum Base Wt.
UV89115A	11'	Octagon	85 sq. ft.	8	1.89"	SWV	Double Pulley	n/a	34 lbs.	4.9	100 lbs.



SHOWN:

Item No: USA459

Fabric: 6904 Moonbeam Smoke 

Base: BG509/BW30 (Base/base weight sold separately)



SPECIALTY

FEATURES

- › 24 fiberglass ribs
- › Powder coated aluminum
- › Easy to twist collar tilt function
- › Textured two-piece ribbed pole
- › Fabric wrapped finial

STRIPED FABRICS NOT AVAILABLE ON THIS STYLE.

OPTIONS

- › Bottom pole also available in 36" and 45" (page 81)



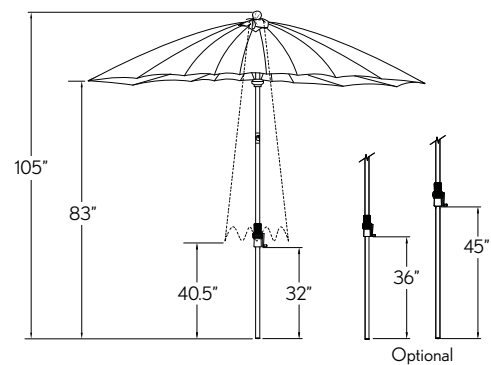
USA459
Black

GRADE

A+	-----
A	-----
C	-----

NOTE: Price includes frame and canopy only.

Shipping Information: **Standard Parcel/Courier Services**



ITEM NO.	Size	Shape	Shade Coverage	Ribs	Pole Dia.	Bottom Pole	Lift	Tilt	Weight	Cube	Minimum Base Wt.
USA459	10'	Round	70 sq. ft.	24	1.5"	32"	Crank	Collar	25 lbs.	2	80 lbs.

Market Collection

9' Starlux Collar Tilt
Octagon Series

11' Collar Tilt
Octagon Series

9' Collar Tilt
Octagon Series

11' Auto Tilt
Octagon Series

9' Auto Tilt
Octagon Series

8'x10' Auto Tilt
Rectangle Series

8'x11' Crank Lift
Rectangle Series

 **9' Glide Tilt**
Octagon Series

 **7.5' Glide Tilt**
Octagon Series

9' Push Button Tilt
Octagon Series

7.5' Push Button Tilt
Octagon Series

9' Quad Pulley Lift
Octagon Series

Shown:

Umbrella:

UM8103

6439 Ink

Base Option:

BG503





9' STARLUX COLLAR TILT | Market Collection



SHOWN:

Item No: UM8009LX

Fabric: 48135-04 Bliss Onyx 

Base: BA509 (Base sold separately)




FEATURES

- › Light strips built into (8) ribs for an elegant & modern look
- › External rechargeable battery pack w/ charge level indicator (included)
- › Built-in USB charging port (5V output)
- › Up to 8 hours of battery life
- › 20,000 lifetime hours
- › Powder coated aluminum
- › Easy to twist collar tilt function
- › Textured two-piece ribbed pole
- › Crank lift system
- › 26.5' power supply cord
- › Water and dust resistant

OPTIONS

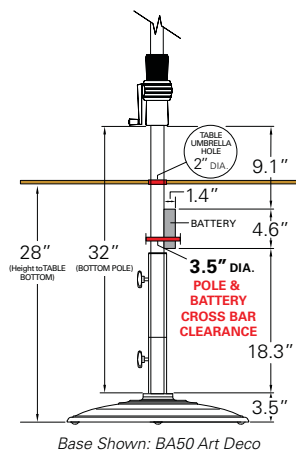
- › Bottom pole also available in 45" (page 81)



UM8000LX
Bronze



UM8009LX
Black



GRADE

SWV

DWV / DC

A+

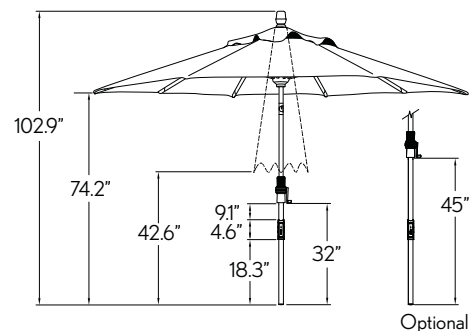
A

C / COM +

NOTE: Price includes frame, canopy and rechargeable battery pack.

+COM - Customer's Own Material. For COM, see page 138.

Shipping Information: **Standard Parcel/Courier Services**



Optional

ITEM NO.	Size	Shape	Shade Coverage	Ribs	Pole Dia.	Bottom Pole	Vents	Lift	Tilt	Weight	Cube	Minimum Base Wt.
UM800_LX	9'	Octagon	57 sq. ft.	8	1.5"	32"	SWV DWV	Crank	Collar	SWV 24 lbs. DWV 25 lbs.	2.7	50 lbs.

**SHOWN:****Item No:** UM8010**Fabric:** DC5 Style - 40433 Cast Silver / 40524-01 Trusted Fog Stripe / 40428 Cast Ash**Base:** BKM1000 (Base sold separately)**FEATURES**

- › Powder coated aluminum
- › Easy to twist collar tilt function
- › Textured two-piece ribbed pole
- › Crank lift system

GRADE**SWV****DWV / DC**

A+

A


C / COM †

NOTE: Price includes frame and canopy only.

†COM - Customer's Own Material. For COM, see page 138.

Shipping Information: **Standard Parcel/Courier Services****OPTIONS**

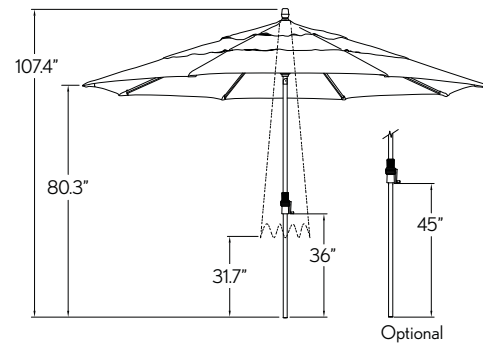
- › Bottom pole also available in 45" (page 81)



UM8010
Bronze



UM8019
Black




ITEM NO.	Size	Shape	Shade Coverage	Ribs	Pole Dia.	Bottom Pole	Vents	Lift	Tilt	Weight	Cube	Minimum Base Wt.
UM801	11'	Octagon	85 sq. ft.	8	1.5"	36"	SWV DWV	Crank	Collar	SWV 27 lbs. DWV 28 lbs.	1.74	80 lbs.



SHOWN:

Item No: UM8002

Fabric: 6905 Arbor Sky 

Base: BG502 (Base sold separately)



FEATURES

- › Powder coated aluminum
- › Easy to twist collar tilt function
- › Textured two-piece ribbed pole
- › Crank lift system

GRADE

SWV

DWV / DC

A+

A

C / COM +

NOTE: Price includes frame and canopy only.

+COM - Customer's Own Material. For COM, see page 138.

Shipping Information: **Standard Parcel/Courier Services**

OPTIONS

- › Bottom pole also available in 36" and 45" (page 81)



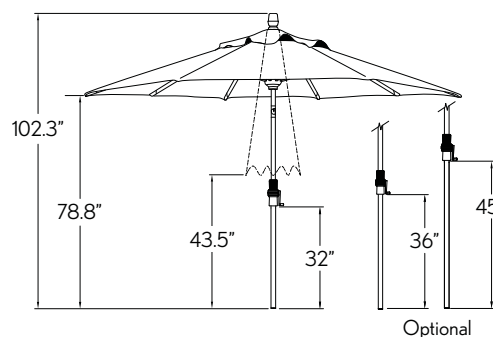
UM8000
Bronze



UM8002
Anthracite



UM8009
Black




ITEM NO.	Size	Shape	Shade Coverage	Ribs	Pole Dia.	Bottom Pole	Vents	Lift	Tilt	Weight	Cube	Minimum Base Wt.
UM800	9'	Octagon	57 sq. ft.	8	1.5"	32"	SWV DWV	Crank	Collar	SWV 19 lbs. DWV 20 lbs.	1.74	50 lbs.

**SHOWN:****Item No:** UM8122**Fabric:** DC7 Style - 4804 Eggshell / 48919 Richmond Stone Stripe **Base:** BG502/BW30 (Base/base weight sold separately)**FEATURES**

- › Powder coated aluminum
- › Automatic crank to tilt canopy
- › 100% Kevlar mesh lift cord for added strength and durability
- › Crank lift system

OPTIONS

- › Bottom pole also available in 45" (page 81)



UM8120
Bronze



UM8122
Anthracite



UM8123
White



UM8129
Black

GRADE**SWV****DWV / DC**

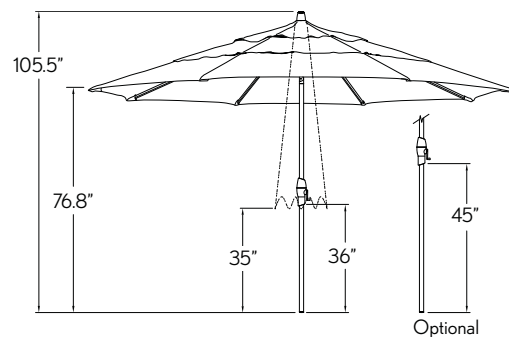
A+

A

C / COM †

NOTE: Price includes frame and canopy only.

†COM - Customer's Own Material. For COM, see page 138.

Shipping Information: Standard Parcel/Courier Services

Optional

ITEM NO.	Size	Shape	Shade Coverage	Ribs	Pole Dia.	Bottom Pole	Vents	Lift	Tilt	Weight	Cube	Minimum Base Wt.
UM812	11'	Octagon	85 sq. ft.	8	1.5"	36"	SWV DWV	Crank	Crank	SWV 27 lbs. DWV 28 lbs.	1.74	80 lbs.



SHOWN:

Item No: UM8103

Fabric: DC7 Style - 4813 Spa / 48913 Vancouver Coast Stripe 

Base: BG503 (Base sold separately)



FEATURES

- › Powder coated aluminum
- › Automatic crank to tilt canopy
- › 100% Kevlar mesh lift cord for added strength and durability
- › Crank lift system

OPTIONS

- › Bottom pole also available in 36" and 45" (page 81)



UM8100
Bronze



UM8102
Anthracite



UM8103
White



UM8109
Black

GRADE

SWV

DWV / DC

A+

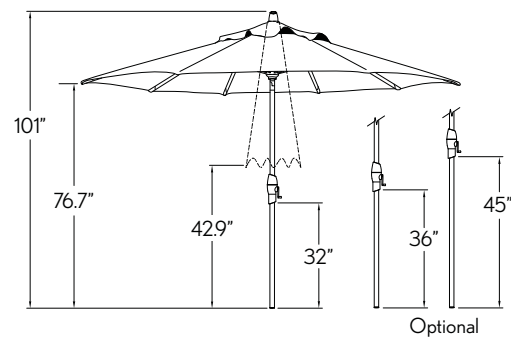
A

C / COM +

NOTE: Price includes frame and canopy only.

+COM - Customer's Own Material. For COM, see page 138.

Shipping Information: **Standard Parcel/Courier Services**



ITEM NO.	Size	Shape	Shade Coverage	Ribs	Pole Dia.	Bottom Pole	Vents	Lift	Tilt	Weight	Cube	Minimum Base Wt.
UM810	9'	Octagon	57 sq. ft.	8	1.5"	32"	SWV DWV	Crank	Crank	SWV 19 lbs. DWV 20 lbs.	1.74	50 lbs.

**SHOWN:****Item No:** UM8810RT09**Fabric:** 14059 Haze **Base:** BKMSQ1009 (Base sold separately)

MARKET

FEATURES

- › Powder coated aluminum
- › Automatic crank to tilt canopy
- › 100% Kevlar mesh lift cord for added strength and durability
- › Crank lift system

GRADE**SWV**

A+

A


C / COM †

NOTE: Price includes frame and canopy only.

†COM - Customer's Own Material. For COM, see page 138.

Shipping Information: **Standard Parcel/Courier Services****STRIPED, 7823 & 7824 FABRICS NOT AVAILABLE ON THIS STYLE.****OPTIONS**

- › Bottom pole also available in 45" (page 81)



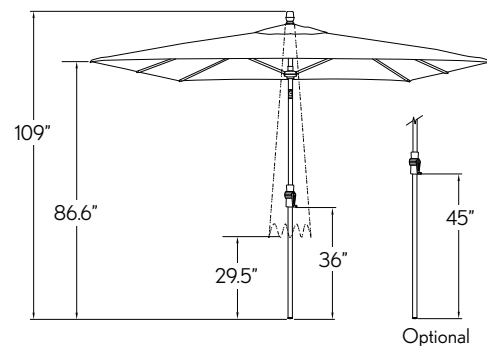
UM8810RT00
Bronze



UM8810RT02
Anthracite



UM8810RT09
Black



Optional

ITEM NO.	Size	Shape	Shade Coverage	Ribs	Pole Dia.	Bottom Pole	Vents	Lift	Tilt	Weight	Cube	Minimum Base Wt.
UM8810RT0	8'x10'	Rectangle	80 sq. ft.	8	1.5"	36"	SWV	Crank	Crank	28 lbs.	1.9	100 lbs.

8'x11' CRANK LIFT | Market Collection



SHOWN:

Item No: UM8811RT00

Fabric: 48135-02 Bliss Sand 

Base: BKMSQ1000 (Base sold separately)




FEATURES

- › Powder coated aluminum
- › 100% Kevlar Mesh Lift Cord for added strength and durability
- › Crank lift system
- › Canopy telescopes upward to close over tabletop

STRIPED, 7823 & 7824 FABRICS NOT AVAILABLE ON THIS STYLE.

OPTIONS

- › Bottom pole also available in 45" (page 81)



UM8811RT00
Bronze



UM8811RT03
White



UM8811RT09
Black

GRADE

SWV

A+

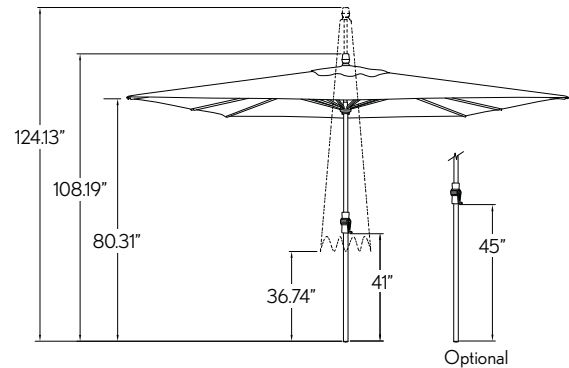
A

C / COM †

NOTE: Price includes frame and canopy only.

†COM - Customer's Own Material. For COM, see page 138.

Shipping Information: **Standard Parcel/Courier Services**



Optional

ITEM NO.	Size	Shape	Shade Coverage	Ribs	Pole Dia.	Bottom Pole	Vents	Lift	Tilt	Weight	Cube	Minimum Base Wt.
UM8811RT0	8'x11'	Rectangle	88 sq. ft.	8	1.5"	41"	SWV	Crank	n/a	29 lbs.	2.1	100 lbs.



SHOWN:

Item No: UM9709

Fabric: 48910 Dakota Stone Stripe 

Base: BW509 (Base sold separately)




FEATURES

- › Powder coated aluminum
- › Revolutionary slide to tilt canopy function
- › Crank lift system

OPTIONS

- › Bottom pole also available in 36" and 45" (page 81)



UM9700
Bronze



UM9709
Black

GRADE

SWV

DWV / DC

A+

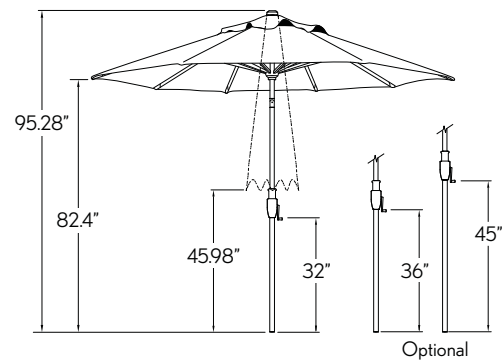
A

C / COM †

NOTE: Price includes frame and canopy only.

†COM - Customer's Own Material. For COM, see page 138.

Shipping Information: **Standard Parcel/Courier Services**



ITEM NO.	Size	Shape	Shade Coverage	Ribs	Pole Dia.	Bottom Pole	Vents	Lift	Tilt	Weight	Cube	Minimum Base Wt.
UM970	9'	Octagon	57 sq. ft.	8	1.5"	32"	SWV DWV	Crank	Glide	SWV 17 lbs. DWV 18 lbs.	1.53	50 lbs.



7.5' GLIDE TILT | Market Collection



SHOWN:

Item No: UM9779

Fabric: 4812 Silver Linen

Base: BW509 (Base sold separately)



FEATURES

- › Powder coated aluminum
- › Revolutionary slide to tilt canopy function
- › Crank lift system
- › Great for small areas

GRADE

SWV

A+

A

C / COM +


NOTE: Price includes frame and canopy only.

+COM - Customer's Own Material. For COM, see page 138.

Shipping Information: **Standard Parcel/Courier Services**

OPTIONS

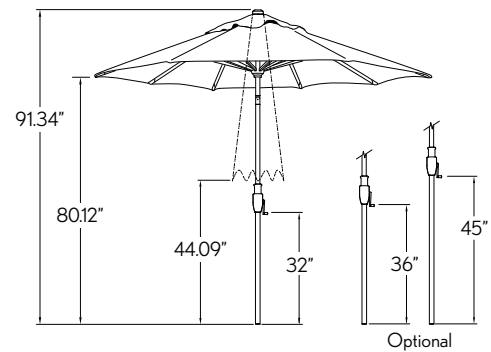
- › Bottom pole also available in 36" and 45" (page 81)



UM9770
Bronze



UM9779
Black



ITEM NO.	Size	Shape	Shade Coverage	Ribs	Pole Dia.	Bottom Pole	Vents	Lift	Tilt	Weight	Cube	Minimum Base Wt.
UM977	7.5'	Octagon	39 sq. ft.	8	1.5"	32"	SWV	Crank	Glide	17 lbs.	1.4	50 lbs.


SHOWN:
Item No: UM9200

Fabric: DC4 Style - 4807 Auburn / 48907 Tuscan Redwood Stripe

Base: BW500 (Base sold separately)



MARKET

FEATURES

- › Powder coated aluminum
- › Manual push button, two-way tilt canopy
- › Crank lift system

OPTIONS

- › Bottom pole also available in 36" and 45" (page 81)


UM9200
Bronze

UM9201
Champagne

UM9202
Anthracite

UM9203
White

UM9209
Black

GRADE
SWV
DWV / DC

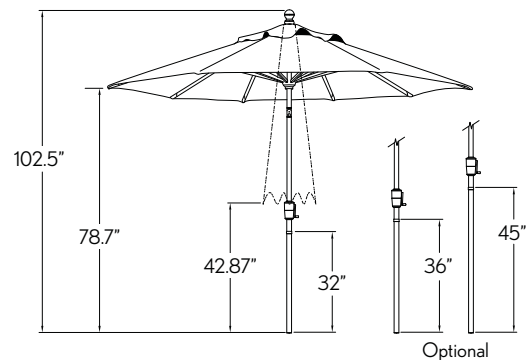
A+

A

C / COM +

NOTE: Price includes frame and canopy only.

+COM - Customer's Own Material. For COM, see page 138.

Shipping Information: **Standard Parcel/Courier Services**


Optional

ITEM NO.	Size	Shape	Shade Coverage	Ribs	Pole Dia.	Bottom Pole	Vents	Lift	Tilt	Weight	Cube	Minimum Base Wt.
UM920	9'	Octagon	57 sq. ft.	8	1.38" Top Pole 1.5" Bottom Pole	32"	SWV DWV	Crank	Push Button	SWV 21 lbs. DWV 22 lbs.	1.74	50 lbs.

7.5' PUSH BUTTON TILT | Market Collection


SHOWN:
Item No: UM9073

Fabric: 4838 Lemon

Base: BW503 (Base sold separately)

FEATURES

- › Powder coated aluminum
- › Manual push button, two-way tilt canopy
- › Crank lift system
- › Great for small areas

GRADE
SWV

A+

A


C / COM †

NOTE: Price includes frame and canopy only.

†COM - Customer's Own Material. For COM, see page 138.

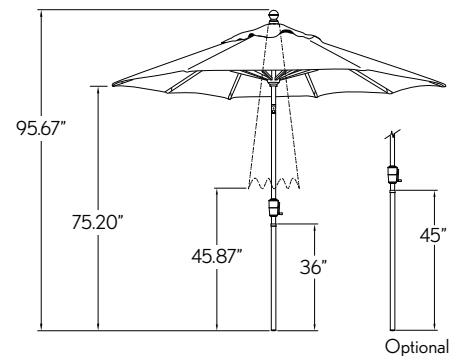
Shipping Information: Standard Parcel/Courier Services
OPTIONS

- › Bottom pole also available in 45" (page 81)


UM9070
Bronze

UM9071
Champagne

UM9073
White

UM9079
Black


Optional

ITEM NO.	Size	Shape	Shade Coverage	Ribs	Pole Dia.	Bottom Pole	Vents	Lift	Tilt	Weight	Cube	Minimum Base Wt.
UM907	7.5'	Octagon	39 sq. ft.	8	1.38" Top Pole 1.5" Bottom Pole	36"	SWV	Crank	Push Button	21 lbs.	1.45	50 lbs.



SHOWN:

Item No: UM8091

Fabric: 48080 Spectrum Indigo 

Base: BA509 (Base sold separately)



MARKET

FEATURES

- › Quad pulley lift system
- › Aluminum alloy locking pin
- › FSC hardwood



Our Hardwood umbrella is crafted of FSC - certified from well-managed forests.

Our wood products are distinguished by any of the following characteristics: Organic, Recycled, Reclaimed or Sustainable.



UM8091
Hardwood

GRADE

SWV

DWV / DC

A+

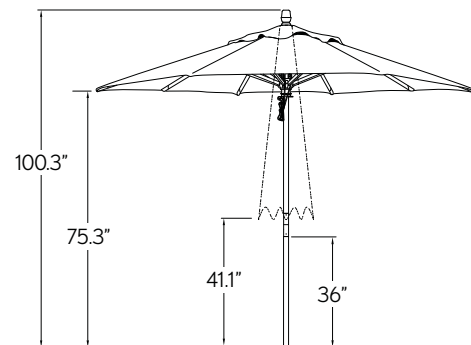
A

C / COM +

NOTE: Price includes frame and canopy only.

+COM - Customer's Own Material. For COM, see page 138.

Shipping Information: Standard Parcel/Courier Services



ITEM NO.	Size	Shape	Shade Coverage	Ribs	Pole Dia.	Bottom Pole	Vents	Lift	Tilt	Weight	Cube	Minimum Base Wt.
UM8091	9'	Octagon	57 sq. ft.	8	1.5"	36"	SWV DWV	Quad Pulley	n/a	SWV 20 lbs. DWV 21lbs.	1.62	50 lbs.

Commercial Collection

9' Commercial
Octagon Series

7' Commercial
Square Series

Shown:

Umbrella:

UCP409-09D

5403 Jockey Red

Base Option:

BSK1209







SHOWN:

Item No: UCP409-09

Fabric: 6669 Horizon Night Stripe 

Base: BKM1009 (Base sold separately)



FEATURES

- › Aluminum center pole and ribs
- › Easy push-up umbrella and pops into place
- › Stainless steel locking pin
- › 16 gauge center pole (approx. 1/16 inch)

GRADE

SWV

SWV
w/ V

DWV |
DC

DWV
w/ V

A+ /  Awning Grade*

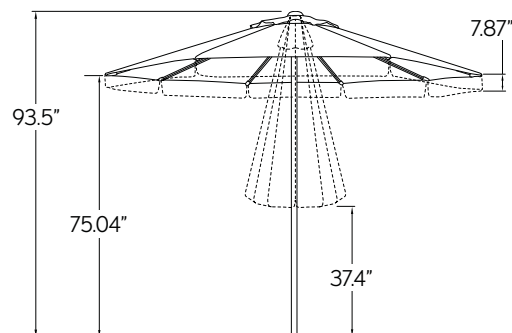
A /  Awning Grade*

C / COM†

NOTE: Price includes frame and canopy only.

†COM - Customer's Own Material. For COM, see page 138.

Shipping Information: **Standard Parcel/Courier Services**



OPTIONS

- › Valance (Add "V" to item no.) - Example: UCP409-SSV



UCP409-SS
Silver Shadow
Anodized



UCP409-00
Bronze



UCP409-09
Black

ITEM NO.	Size	Shape	Shade Coverage	Ribs	Pole Dia.	Pole Wall	Vents	Lift	Tilt	Weight	Cube	Minimum Base Wt.
UCP409	9'	Octagon	57 sq. ft.	8	1.53"	1/16"	SWV DWV	Pop-up	n/a	SWV (-V) 23 lbs. (24lbs.) DWV (-V) 25 lbs. (26 lbs.)	2.68	70 lbs.


SHOWN:
Item No: UCP407SQ-SS

Fabric: 6711 Kinzie Grass Stripe 
Base: BKMSQ1005T (Base sold separately)

COMMERCIAL
FEATURES

- › Aluminum center pole and ribs
- › Easy push-up umbrella and pops into place
- › Stainless steel locking pin
- › 16 gauge center pole (approx. 1/16 inch)

7823 & 7824 FABRICS NOT AVAILABLE ON THIS STYLE.
OPTIONS

- › Valance (Add "V" to item no.) - Example: UCP407SQ-SSV


UCP407SQ-SS
Silver Shadow
Anodized

UCP407SQ-09
Black

GRADE
SWV
SWV w/ Valance

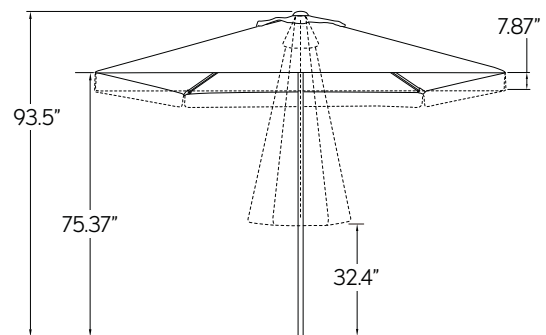
A+ /  **Awning Grade***

A /  **Awning Grade***

C / COM †

NOTE: Price includes frame and canopy only.

†COM - Customer's Own Material. For COM, see page 138.

Shipping Information: **Standard Parcel/Courier Services**


ITEM NO.	Size	Shape	Shade Coverage	Ribs	Pole Dia.	Pole Wall	Vents	Lift	Tilt	Weight	Cube	Minimum Base Wt.
UCP407SQ	7'	Square	49 sq. ft.	8	1.53"	1/16"	SWV	Pop-up	n/a	SWV 18 lbs. SWV-V 19 lbs.	2.68	70 lbs.

Fabric Collection

100% Solution-Dyed Acrylic
Grade A+

100% Solution-Dyed Acrylic
Grade A

100% Solution-Dyed Polyester
Grade C





FABRIC | Collection

Treasure Garden offers a wide selection of fabrics from acrylic, to our exclusive high performance, environmentally friendly fabric - O'bravia®. These fabrics will allow your customers to find the perfect selections to complement their outdoor environment.

TGEx "Quick-Ship" program is available in select fabrics in our 7.5' and 9' Single Wind Vent (SWV) & 11' Double Wind Vent (DWV).
CQS "Quick-Ship" program is available in select fabrics and cantilever styles.

For ordering information on our programs - see pages 92-93



GRADE A+ - 100% Solution-Dyed Acrylic



6901 A+
Bedrock Sky



6902 A+
Bedrock Smoke



6903 A+
Moonbeam Cobalt

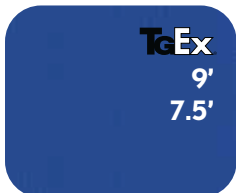


6904 A+
Moonbeam Smoke

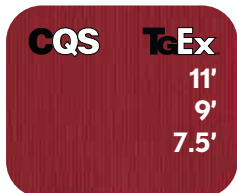


6905 A+
Arbor Sky

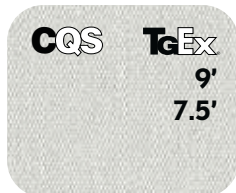
GRADE A - 100% Solution-Dyed Acrylic




5401 A
Pacific Blue



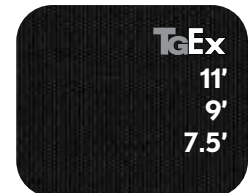
5403 A
Jockey Red



5404 A
Natural



5407 A
Henna



5408 A
Black



5413 A
Spa



5416 A
Aruba



5417 A
Tuscan




5422 A
Antique Beige



5425 A
Cocoa



5438 A
Buttercup



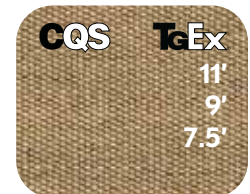
5439 A
Navy




5446 A
Forest Green



5453 A
Canvas



5476 A
Heather Beige



5488 A
Teak



6407 A
Aquatic




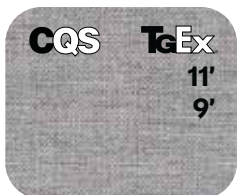
6433 A
Neptune



6439 A
Ink



6447 A
Surf

GRADE A - 100% Solution-Dyed Acrylic (continued)**6457**
Beacon Ash **A****6461**
Taupe **A****6463**
Reseda **A****6660**
Harper Ink Stripe **A****6661**
Harper Putty Stripe **A****6662**
Harper Steel Stripe **A****6663**
Harper Crimson Stripe **A****6664**
Churchill Beach Stripe **A****6666**
Paddock Aqua Stripe **A****6667**
Kinzie Smoke Stripe **A****6668**
Kinzie Coal Stripe **A****6669**
Horizon Night Stripe **A****6670**
Reliant Coast Stripe **A****6703**
Kinzie Rose Stripe **A****6711**
Kinzie Grass Stripe **A****6733**
Kinzie Royal Stripe **A****7816**
Tango Glacier **A****7822**
Mosaic Tile **A****7823**
Atlantic Beechwood **A****7824**
Atlantic Coast **A****7825**
Tango Truffle **A****7853**
Tango Pearl **A****8318**
Sesame Linen **A****14059**
Haze **A****14067**
Mushroom **A****40428**
Cast Ash **A****40433**
Cast Silver **A****40434**
Cast Slate **A****40456**
Cast Lagoon **A****40524-01**
Trusted Fog Stripe **A**

GRADE A - 100% Solution-Dyed Acrylic (continued)

sunbrella®

outdura®

DOCRIL



40524-02 A
Trusted Coast Stripe



40584-01 A
Surround Dusk Stripe



48080 A
Spectrum Indigo



48103S A
Cast Ocean




48135-02 A
Bliss Sand



48135-04 A
Bliss Onyx



48135-10 A
Bliss Pebble



54011 A
Ginkgo



54048 A
Charcoal



56079 A
Milano Char Stripe




56080 A
Milano Cobalt Stripe



56095 A
Astoria Sunset Stripe



56096 A
Astoria Lagoon Stripe



58039 A
Gateway Mist Stripe

GRADE C - 100% Solution-Dyed Polyester

EXCLUSIVE

o'bravia



4800 C
Champagne



4801 C
Cobalt



4803 C
Red



4804 C
Eggshell



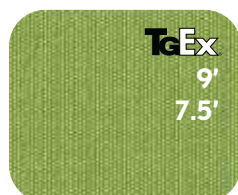
4807 C
Auburn



4808 C
Black



4809 C
Burnt Orange



4811 C
Kiwi




4812 C
Silver Linen




4813 C
Spa

GRADE C - 100% Solution-Dyed Polyester (continued)


4814
Straw **C**



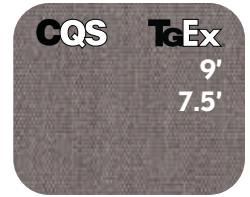
4815
Sunset **C**



4816
Aqua **C**



4818
Sesame **C**




4820
Boulder **C**



4822
Khaki **C**



4825
Mocha **C**




4826
Sky **C**




4827
Chocolate **C**



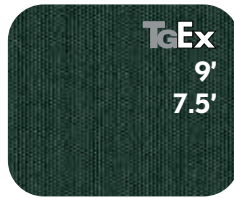
4834
Carbon **C**



4838
Lemon **C**



4839
Navy **C**



4846
Forest Green **C**



4850
Latitude Gray **C**




4851
Latitude Navy **C**



4853
Vanilla **C**




4861
Taupe **C**



4876
Sand **C**



4881
Blue Jay **C**



4886
Sahara Stripe **C**



4891
Black Latte Stripe **C**



4899
Hampton Stripe **C**



48011
Ridge Beach **C**



48066
Ridge Canyon **C**



48907
Tuscan Redwood Stripe **C**



48910
Dakota Stone Stripe **C**



48911
Providence Navy Stripe **C**

















48913
Vancouver Coast Stripe **C**



























48919
Richmond Stone Stripe **C**

FABRIC INDEX | Collection

Fabric Item No.	Fabric Name	Swatch Book Page No.	Fabric Grade	7.5' Quick-Ship (SWV)	9' Quick-Ship (SWV)	11' Quick-Ship (DWV)	Canilever Quick-Ship	Fabric Item No.	Fabric Name	Swatch Book Page No.	Fabric Grade	7.5' Quick-Ship (SWV)	9' Quick-Ship (SWV)	11' Quick-Ship (DWV)	Canilever Quick-Ship
															
2402	Banana	98L	D*					4820	Boulder	73	C	✓	✓		✓
2406	Blue Sky	95L	D*					4822	Khaki	94C	C	✓	✓	✓	
2407	Henna	97R	D*					4825	Mocha	92C	C				
2408	Black	100R	D*					4826	Sky	90L	C		✓		
2410	Pottery	95R	D*					4827	Chocolate	75	C				
2412	Really Red	96R	D*					4834	Carbon	94L	C				
2429	Macaw	99L	D*					4838	Lemon	87R	C	✓	✓		
2439	Navy	97L	D*					4839	Navy	69	C	✓	✓	✓	✓
2446	Forest Green	100L	D*					4846	Forest Green	92R	C	✓	✓		
2470	Walnut	100C	D*					4850	Latitude Gray	80	C				
3400	Champagne	97C	D*					4851	Latitude Navy 	79	C				
3409	Terra Cotta	98R	D*					4853	Vanilla	89C	C				
3450	Charcoal	99R	D*					4861	Taupe	91C	C				
3454	Toffee	98C	D*					4876	Sand	93C	C	✓	✓	✓	✓
3500	Champagne Linen	95C	D*					4881	Blue Jay	67	C				
3504	Cream	96C	D*					4886	Sahara Stripe	76	C				
3518	Sesame Linen	99C	D*					4891	Black Latte Stripe	78	C				
3539	Indigo	96L	D*					4899	Hampton Stripe	70	C				
4800	Champagne	82	C					48011	Ridge Beach	85	C				
4801	Cobalt	91L	C	✓	✓			48066	Ridge Canyon	86	C				
4803	Red	90R	C	✓	✓	✓		48907	Tuscan Redwood Stripe 	64	C				
4804	Eggshell	71	C					48910	Dakota Stone Stripe 	74	C				
4807	Auburn	63	C		✓			48911	Providence Navy Stripe 	68	C				
4808	Black	77	C		✓		✓	48913	Vancouver Coast Stripe 	66	C				
4809	Burnt Orange	89R	C					48919	Richmond Stone Stripe 	72	C				
4811	Kiwi	93R	C	✓	✓			5401	Pacific Blue	54R	A	✓	✓		
4812	Silver Linen	81	C					5403	Jockey Red	51L	A	✓	✓	✓	✓
4813	Spa	65	C		✓			5404	Natural	10	A	✓	✓		✓
4814	Straw	84	C					5407	Henna	52L	A		✓	✓	✓
4815	Sunset	88R	C		✓			5408	Black	7	A	✓	✓	✓	
4816	Aqua	87L	C	✓	✓			5413	Spa	60R	A		✓		
4818	Sesame	83	C			✓		5416	Aruba	52R	A				

*Grade D - AVAILABLE ON  ONLY.

Fabric Item No.	Fabric Name	Swatch Book Page No.	Fabric Grade	7.5' Quick-Ship (SWV)				9' Quick-Ship (SWV)				11' Quick-Ship (DWW)				Cantilever Quick-Ship			
																			
5417	Tuscan	53L	A																
5422	Antique Beige	52C	A					✓											
5425	Cocoa	59C	A																
5438	Buttercup	54L	A																
5439	Navy	58R	A	✓		✓						✓							
5446	Forest Green	60C	A	✓		✓													
5453	Canvas	51C	A					✓											
5476	Heather Beige	54C	A	✓		✓		✓		✓		✓							
5488	Teak	25	A																
6407	Aquatic	51R	A																
6433	Neptune	57R	A																
6439	Ink	20	A																
6447	Surf	8	A																
6457	Beacon Ash	11	A																
6461	Taupe	58C	A																
6463	Reseda 	28	A																
6660	Harper Ink Stripe	19	A																
6661	Harper Putty Stripe	38	A																
6662	Harper Steel Stripe	33	A																
6663	Harper Crimson Stripe	31	A																
6664	Churchill Beach Stripe	23	A																
6666	Paddock Aqua Stripe	18	A																
6667	Kinzie Smoke Stripe	14	A																
6668	Kinzie Coal Stripe	13	A																
6669	Horizon Night Stripe 	6	A																
6670	Reliant Coast Stripe 	9	A																
6703	Kinzie Rose Stripe 	32	A																
6711	Kinzie Grass Stripe 	27	A																
6733	Kinzie Royal Stripe 	16	A																
6901	Bedrock Sky	5	A+																
6902	Bedrock Smoke	4	A+																
6903	Moonbeam Cobalt 	2	A+																
6904	Moonbeam Smoke 	3	A+																
6905	Arbor Sky 	1	A+																
7816	Tango Glacier	48	A																
7822	Mosaic Tile	36	A																
7823	Atlantic Beechwood	37	A																
7824	Atlantic Coast 	15	A																
7825	Tango Truffle	50	A																
7853	Tango Pearl	49	A																
8318	Sesame Linen	56C	A																
14059	Haze 	46	A																
14067	Mushroom 	45	A																
40428	Cast Ash	55C	A																
40433	Cast Silver	55L	A									✓		✓		✓			
40434	Cast Slate	58L	A																
40456	Cast Lagoon	61R	A																
40524-01	Trusted Fog Stripe	40	A																
40524-02	Trusted Coast Stripe	21	A																
40584-01	Surround Dusk Stripe 	39	A																
48080	Spectrum Indigo 	47	A																
48103S	Cast Ocean	53R	A																
48135-02	Bliss Sand 	44	A																
48135-04	Bliss Onyx 	42	A																
48135-10	Bliss Pebble 	43	A																
54011	Ginkgo	26	A					✓		✓									
54048	Charcoal	59L	A																
56079	Milano Char Stripe	41	A																
56080	Milano Cobalt Stripe	12	A									✓							
56095	Astoria Sunset Stripe	30	A									✓							
56096	Astoria Lagoon Stripe	24	A																
58039	Gateway Mist Stripe	22	A									✓							

Note:  is available in select fabrics in our 7.5' and 9' Single Wind Vent (SWV) & 11' Double Wind Vent (DWW).

 is available in select fabrics and cantilever styles.

General Information


100% Solution-Dyed Acrylic Fabrics:

Grade A+/A

Limited warranty: 5 years against fading



100% Solution-Dyed Polyester Fabrics:

Grade C (Our exclusive 4800 series) 

Limited warranty: 4 years against fading

For the complete line of our
Care & Maintenance products
See pages 78-79

MOST STAINS ON SOLUTION-DYED FABRICS CAN BE CLEANED UP WITH TREASURE GARDEN'S UPHOLSTERY & FABRIC CLEANER (TGC-UFC-32) OR A NATURAL MILD SOAP AND WATER SOLUTION. Solution-Dyed fabrics should be cleaned regularly before substances such as dirt, etc., are allowed to accumulate on and become embedded in the fabric. The fabric can be cleaned without being removed from the umbrella. Simply brush off any loose dirt, etc., clean with warm water (no more than 100° F) and a cleaner such as our **Upholstery & Fabric Cleaner (TGC-UFC-32)** or a mild natural soap. Rinse thoroughly to remove cleaner. It may be necessary to re-apply a water repellent treatment, such as our **Upholstery & Fabric Protector (TGC-UFP-32)**. When washing or cleaning, **DO NOT SUBJECT TO EXCESSIVE HEAT** as the fabric will shrink. **DO NOT STEAM PRESS OR DRY IN ELECTRIC OR GAS DRYERS.** Allow fabric to air dry. In case Solution-Dyed fabrics are stored during the winter season, it should be cleaned, allowed to air dry and stored in a dry, well ventilated area. For stubborn stains, please see the stain cleaning chart below for more specific cleaning instructions.

STAIN CLEANING CHART

STAINS	Recommended Cleaning Solutions	STAINS	Recommended Cleaning Solutions
BEER	• liquid detergent, white vinegar	MILDEW	• 1/2 cup of bleach and 1/4 cup natural soap per gallon of water
BERRY	• liquid detergent/ammonia (3-6% water)	MILK	• liquid detergent
BLOOD (dried)	• detergent/ammonia (3-6% water)	NAIL POLISH	• volatile solvent (acetone)
BUTTER	• volatile solvent (acetone)	OIL	• volatile solvent (acetone)
CHARCOAL, PENCIL MARKS	• vacuum, then liquid detergent	ORANGE DRINK	• liquid detergent, water
CATSUP OR MUSTARD	• liquid detergent	PAINT (latex) WET	• liquid detergent, water
CHEWING GUM	• volatile solvent (acetone)	PAINT (latex) DRIED	• paint, oil or grease remover
CHOCOLATE	• liquid detergent, ammonia water	PAINT (oil or lacquer)	• paint, oil or grease remover
COFFEE	• detergent, white vinegar volatile solvent (acetone)	SHOE POLISH (liquid)	• volatile solvent (acetone)
COLA	• liquid detergent	SHOE POLISH (wax)	• apply heated iron over towel, volatile solvent (acetone)
CRAYON	• paint, oil or grease remover	SUNTAN LOTION	• Pine Power or pine oil detergent
EGG (raw)	• liquid detergent	TEA	• liquid detergent
GRAPE JUICE	• liquid detergent (water)	TOMATO JUICE	• liquid detergent
GRAVY	• liquid detergent	TREE SAP	• turpentine, liquid detergent
GREASE	• volatile solvent (acetone)	URINE	• liquid detergent, white vinegar
INK	• paint remover, volatile solvent (acetone), detergent	VOMIT	• detergent, water, white vinegar
IRON RUST	• oxalic or citrus acids, water	WATER COLOR	• liquid detergent, water, white vinegar
LIPSTICK	• paint, oil or grease remover	WAX (candle)	• apply heated iron over towel, volatile solvent (acetone)
MASCARA	• paint remover, volatile solvent (acetone), detergent	WINE	• liquid detergent/ammonia (3-6% water), white vinegar

Protective Furniture Covers - RhinoWeave®

Limited warranty: 1 year against fading and free of manufacturer's defects (stitching, elastics, velcro)

RhinoWeave fabric should be cleaned periodically with mild soap and water & scrub with soft brush. After cleaning, always rinse thoroughly with clean water and allow to air dry. **DO NOT USE BLEACH.**





Shown:
Umbrella:
UM8002
6902 Bedrock Smoke

Base Collection

Commercial

BA150 Series

Steel Base w/casters

BSK120 Series

Monaco w/wheels & handle

BKM100 Series

BKMSQ100 Series

Art Deco

BA50 Series

Garden


BG50 Series

Classic

BW50 Series

Steel Bases

BS359 Series

 BS70_-2.0 Series

Base Options





UMBRELLA | Base Collection

Commercial BA150 Series

RESIDENTIAL

COMMERCIAL

Features:

- › Cast Aluminum Shell w/ Cast Iron Core
- › Dual-Purpose Stem

Options:

- › Aluminum Stem for 2" poles

BT2-0_

Cast Aluminum 150 lbs.

Item No.:

BA1500

Bronze



BA1509

Black

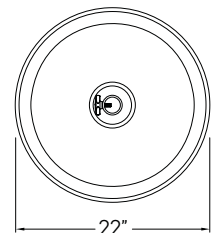
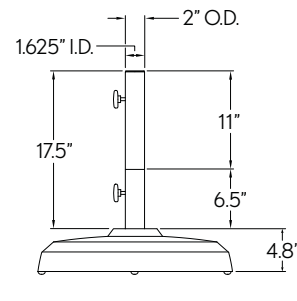


Compatible with Shademaker Libra styles, see page 97.

Diameter	Weight	Cube	Pallet	MSRP
22"	150 lbs.	2.8	12	-----



TgEx
QUICK-SHIP PROGRAM



Shipping Information: Truck only

Steel Base w/ casters BSK120 Series

RESIDENTIAL

COMMERCIAL

Features:

- › Accommodates 2" pole diameter
- › Dual-Purpose Stem
- › Includes Reducer to accommodate 1.5" pole diameter
- › (2) Nylon Locking Casters
- › (2) Nylon Standard Casters

Steel 120 lbs.

Item No.:

BSK1200

Bronze



BSK1209

Black



Compatible with Shademaker Libra styles, see page 97.

Diameter	Weight	Cube	Pallet	MSRP
20.28"	120 lbs.	1.4	16	-----

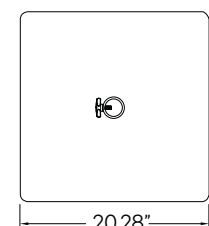
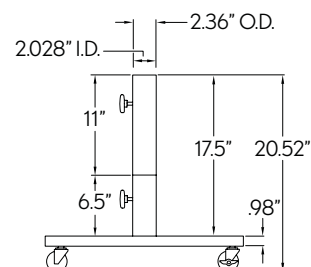


TgEx
QUICK-SHIP PROGRAM



Locking Casters

Easy to roll and lock your shade where needed.



Shipping Information: Truck only

**Monaco w/ wheels & handle
BKM100 Round Series**

RESIDENTIAL

COMMERCIAL

Features:

- › Cast Aluminum Shell w/ Cast Iron Core
- › Dual-Purpose Stem

Options:

- › Add-on Weight (30 lbs.)
- › Aluminum Stem for 2" poles

**BW30
BT2-0_**

Diameter	Weight	Cube	Pallet	MSRP
22"	100 lbs.	2.3	24	-----



Shipping Information: Truck only

Cast Aluminum 100 lbs.

Item No.:

BKM1000 Bronze



BKM1003 White



BKM1005T Platinum



BKM1009 Black



Compatible with Shademaker Libra styles, see page 97.

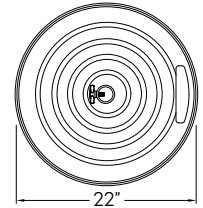
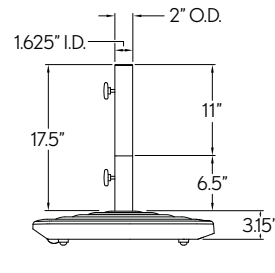


Easy to move your shade -
Base rolls easily on 2 wheels.



TgEx
CLICK-STEP PROGRAM

**1 YEAR
WARRANTY**



**Monaco w/ wheels & handle
BKMSQ100 Square Series**

RESIDENTIAL

COMMERCIAL

Features:

- › Cast Aluminum Shell w/ Cast Iron Core
- › Dual-Purpose Stem

Options:

- › Add-on Weight (30 lbs.)
- › Aluminum Stem for 2" poles

**BW30
BT2-0_**

Diameter	Weight	Cube	Pallet	MSRP
19.68"	100 lbs.	1.8	24	-----



Shipping Information: Truck only

Cast Aluminum 100 lbs.

Item No.:

BKMSQ1000 Bronze



BKMSQ1003 White



BKMSQ1005T Platinum



BKMSQ1009 Black



Compatible with Shademaker Libra styles, see page 97.

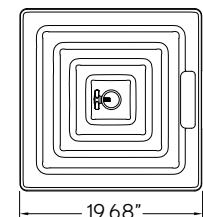
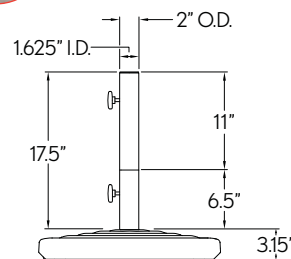


Easy to move your shade -
Base rolls easily on 2 wheels.



TgEx
CLICK-STEP PROGRAM

**1 YEAR
WARRANTY**



UMBRELLA | Base Collection

Art Deco BA50 Series

RESIDENTIAL

Features:

- › Cast Aluminum Shell w/ Cast Iron Core
- › Dual-Purpose Stem

Options:

- › Add-on Weight (30 lbs.)
- › Aluminum Stem for 2" poles

BW30
BT2-0_

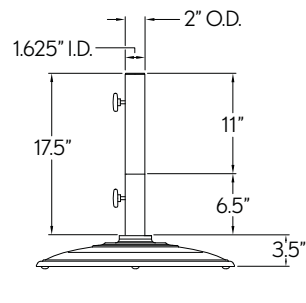
Diameter	Weight	Cube	Pallet	MSRP
20.9"	50 lbs.	1.5	40	-----



Cast Aluminum 50 lbs.

Item No.:

BA500	Bronze	
BA502	Anthracite	
BA503	White	
BA509	Black	



Shipping Information: Standard Parcel/Courier Services

Garden BG50 Series

RESIDENTIAL

Features:

- › Cast Aluminum Shell w/ Cast Iron Core
- › Dual-Purpose Stem

Options:

- › Add-on Weight (30 lbs.)
- › Aluminum Stem for 2" poles

BW30
BT2-0_

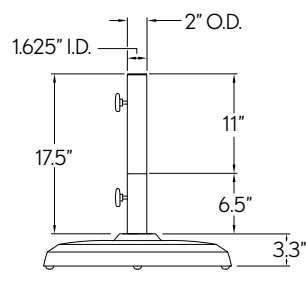
Diameter	Weight	Cube	Pallet	MSRP
19.5"	50 lbs.	1.4	40	-----



Cast Aluminum 50 lbs.

Item No.:

BG500	Bronze	
BG501	Champagne	
BG502	Anthracite	
BG503	White	
BG509	Black	



Shipping Information: Standard Parcel/Courier Services

**Classic
BW50 Series**

RESIDENTIAL

Features:

- › Cast Iron
- › Dual-Purpose Stem

Options:

- › Add-on Weight (30 lbs.)
- › Aluminum Stem for 2" poles

**BW30
BT218_**

Diameter	Weight	Cube	Pallet	MSRP
19.3"	50 lbs.	1.4	40	-----

**TgEx**
QUICK-SHIP PROGRAM**Cast Iron 50 lbs.****Item No.:**

BW500 Bronze



BW501 Champagne




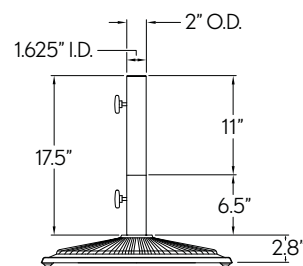
BW502 Anthracite



BW503 White



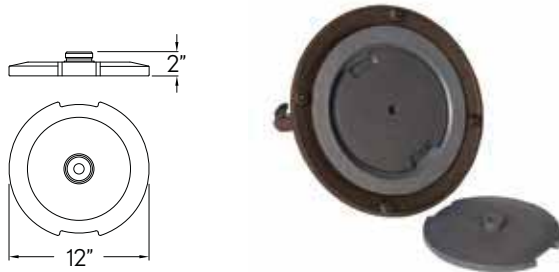
BW509 Black



Shipping Information: Standard Parcel/Courier Services

Base Options**Add-On Weight**

The patented BW30 is an optional cast iron 30 lb. weight that can be added onto our 50 lb. or 100 lb. bases.

**Cast Iron 30 lbs.****Item No.:**

BW30 30 lbs. Add-On Weight

Specifications:

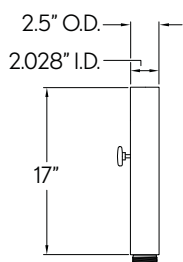
Diameter	12"
Weight	30 lbs.
Cube	0.52
Pallet	99

Note:

Recommended for use with free-standing umbrella applications.

MSRP: -----**TgEx**
QUICK-SHIP PROGRAM**Aluminum Stem for 2" Poles**

The optional Aluminum Stem accommodates larger pole diameter market umbrellas. *Not designed for steel bases.*

**Specifications:**

Height	17"
Weight	3 lbs.
Cube	0.2

MSRP: -----**TgEx**
QUICK-SHIP PROGRAM**Aluminum Stem**

For Cast Aluminum bases.

Item No.:

BT2-00	Bronze
BT2-01	Champagne
BT2-02	Anthracite
BT2-03	White
BT2-5T	Platinum
BT2-09	Black

Aluminum Stem

For BW50 series only.

Item No.:

BT2180	Bronze
BT2181	Champagne
BT2182	Anthracite
BT2183	White
BT2189	Black

UMBRELLA | Base Collection

Steel BS359 Base

RESIDENTIAL

Features:

- › Dual-Purpose Stem

Steel 35 lbs.

Item No.:

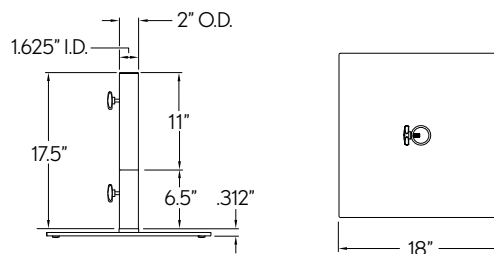
BS359

Black

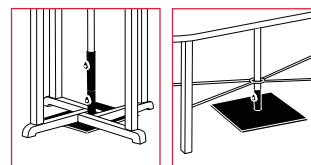


Shipping Information: Standard Parcel/Courier Services

Size	Weight	Cube	Pallet	MSRP
18"	35 lbs.	1	60	-----



Note: NOT recommended for free-standing umbrella applications.



Under-the-table applications

TGEx
CHECK-SHIP PROGRAM

1
YEAR
WARRANTY

Steel BS70_-2.0 Base

RESIDENTIAL

COMMERCIAL

Features:

- › Accommodates 2" pole diameter
- › Dual-Purpose Stem
- › Includes Reducer to accommodate 1.5" pole diameter

Steel 70 lbs.

Item No.:



BS700-2.0

Bronze



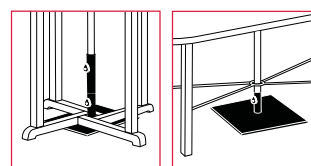
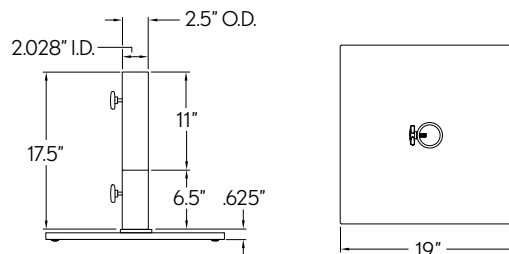
BS709-2.0

Black



Shipping Information: Standard Parcel/Courier Services

Size	Weight	Cube	Pallet	MSRP
19"	76 lbs.	1.25	32	-----



Under-the-table applications

TGEx
CHECK-SHIP PROGRAM

1
YEAR
WARRANTY



Shown:

Umbrella:

UM8100

5407 Henna

Base Option:

BA500

Umbrella Lights



EVO

Dual-Light Sound Pod

Luna

Umbrella Light with Bluetooth®
Speaker

Halo

Umbrella Light

Vega-L

Umbrella Light

Shown:

Umbrella:

UM8103

40434 Cast Slate

Base Option:

BA503

Umbrella Light:

EVO-03





UMBRELLA LIGHTS | Collection



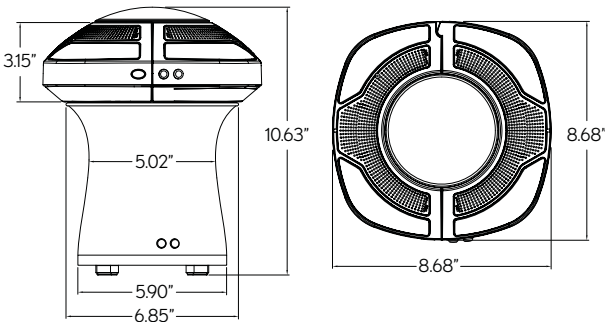
EVO Dual-Light Sound Pod



- Features:**
- › 51 LED Lights
 - › Up to 8 hours of battery life
 - › Compatible with **Bluetooth®** devices
 - › Umbrella light with self-adjusting clamp
 - › Integrated bass speaker
 - › Black unit comes with a warm light
Color temperature: 2800K-3200K, 120 Lumen
 - › White unit comes with a cool light
Color temperature: 6000K-6700K, 120 Lumen
 - › USB port to charge electronic devices (5V output)
 - › Water and dust resistant
 - › Power supply included

Item No.		Diameter	Weight	Cube	Case Pack	Case Weight	Case Cube	MSRP
EVO-03	White	8.68"	4.63 lbs.	0.72	4	31.97	3.3	-----
EVO-09	Black							

The new EVO dual-light sound pod is a multifunctional umbrella and table light with built in surround sound Bluetooth speakers, adding ambiance and entertainment to any outdoor setting. What makes this product truly special is that in addition to the integrated umbrella light with Bluetooth speakers, similar to our current Luna, it also includes a table light element and an integrated bass speaker that provides a crisp surround sound experience outdoors.



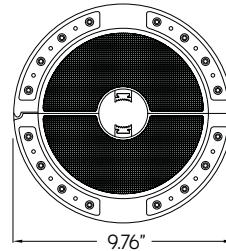
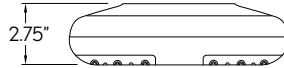
Transform your outdoor space with ambiance and surround sound with our dual-light sound pod.

Luna**Umbrella Light with Bluetooth® Speaker****Features:**

- › 16 LED Lights
- › Up to 10 hours of battery life
- › Compatible with Bluetooth® devices
- › Color temperature: 6700k, 30 Lumen
- › Self-adjusting clamp
- › Power supply included

Item No.		Diameter	Weight	Cube	Case Pack	Case Weight	Case Cube	MSRP
LUNA-00	Bronze	9.76"	3 lbs.	0.3	6	19 lbs.	2	-----
LUNA-09	Black							

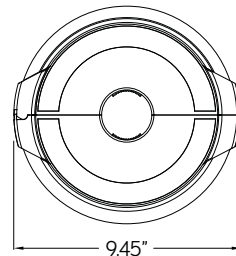
The Luna turns your umbrella into its very own entertainment system. Share your favorite music with friends and family - it's perfect for parties or just relaxing. The Luna umbrella light with Bluetooth speaker illuminates and entertains.

**Halo****Umbrella Light****Features:**

- › 26 LED Lights
- › Up to 6 hours of battery life
- › Color temperature: 4000k, 80 Lumen
- › Self-adjusting clamp
- › Rechargeable battery pack and power supply included

Item No.		Diameter	Weight	Cube	Case Pack	Case Weight	Case Cube	MSRP
HALO-00	Bronze	9.45"	3 lbs.	0.3	6	16 lbs.	1.7	-----
HALO-09	Black							

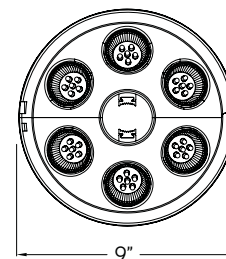

The Halo is the evolution of the award-winning Vega light. Features the same user-friendly clamp on function, but with an upgraded modern design. Elevate your outdoor space with a Halo light to add ambiance with style.

**Vega-L****Umbrella Light****Features:**

- › 36 LED Lights
- › Up to 6 hours of battery life
- › Color temperature: 6000k, 385 Lumen
- › Self-adjusting clamp
- › Rechargeable battery pack and power supply included

Item No.		Diameter	Weight	Cube	Case Pack	Case Weight	Case Cube	MSRP
VEGA-L-00	Bronze	9"	3 lbs.	0.31	6	16 lbs.	1.85	-----
VEGA-L-09	Black							

The Vega-L "Large" umbrella light uses the same design as the award-winning Vega original; yet this larger model includes 50% more LED lights, with all the same patented features. Clamp adjusts to fit up to 2" patio umbrella poles.



Outdoor Rug

GOLD

- ☀ Reflections - Ocean Blue
- Hampton Bay - Blue
- Meridian - Steel Blue
- North Shore - Sky Blue
- ☀ Sahara - Desert Sand
- Canyon - Taupe
- Savannah - Cottonwood
- Tile - Fog
- ☀ Manhattan - Plush Gray
- ☀ Moroccan - Textured Taupe
- Ombré- Taupe
- Cobblestone - Gray
- Mosaic - Ruby
- Edge - Chili

SILVER

- Geo - Black
- Garden Cottage - Blueberry
- Athens - Silver
- Tuscan - Birch

Shown:

Umbrella:

UM8009

5403 Jockey Red

Rug:

RG-404-993-35 (5'3" x 7'4")

Geo - Black





OUTDOOR RUG | Collection



- 2 Best Selling sizes available:
7'10" x 10' or 5'3" x 7'4"
- Easy to clean with mild soap
- 1-year Fade Warranty
- Made in Belgium



Shipping Information:
5'3" x 7'4" Standard Parcel/Courier Services
7'10" x 10' Truck Only

The GOLD Collection

Our **GOLD** Collection includes on-trend designs combined with rich textures and vibrant colorations.

Constructed with 100% Polypropylene multi-ply cabled heat-set yarns that offer a luxurious feel with excellent durability.



The SILVER Collection

Our exclusive and popular **SILVER** Collection is constructed of 100% Polypropylene yarns, in all-weather construction, that are stain & soil resistant with UV stabilizers to provide an excellent value.



Rug Tower Display

Item No.	Color	Size	Weight	Cube	MSRP
RTD-09	Black	25" W x 25" D x 53" H	67 lbs.	18.81	-----

Features:

- Displays up to (6) Treasure Garden Rugs
- (5) Polyurethane Wheels with (1) Locking Wheel
- Black - Powder Coated Steel
- Made in the USA



Reflections - Ocean Blue

Item No.	Size	Weight	Cube	MSRP
RG-334-369-80	7'10" x 10'	24 lbs.	2	-----
RG-334-369-35	5'3" x 7'4"	12 lbs.	.93	-----

**Hampton Bay - Blue**


Item No.	Size	Weight	Cube	MSRP
RG-197-699-80	7'10" x 10'	24 lbs.	2	-----
RG-197-699-35	5'3" x 7'4"	12 lbs.	.93	-----

**Meridian - Steel Blue**

Item No.	Size	Weight	Cube	MSRP
RG-251-639-80	7'10" x 10'	24 lbs.	2	-----
RG-251-639-35	5'3" x 7'4"	12 lbs.	.93	-----

**North Shore - Sky Blue**

Item No.	Size	Weight	Cube	MSRP
RG-097-365-80	7'10" x 10'	24 lbs.	2	-----
RG-097-365-35	5'3" x 7'4"	12 lbs.	.93	-----



OUTDOOR RUG | Collection

Sahara - Desert Sand



Item No.	Size	Weight	Cube	MSRP
RG-614-686-80	7'10" x 10'	24 lbs.	2	-----
RG-614-686-35	5'3" x 7'4"	12 lbs.	.93	-----



Canyon - Taupe

Item No.	Size	Weight	Cube	MSRP
RG-203-651-80	7'10" x 10'	24 lbs.	2	-----
RG-203-651-35	5'3" x 7'4"	12 lbs.	.93	-----




Savannah - Cottonwood

Item No.	Size	Weight	Cube	MSRP
RG-431-363-80	7'10" x 10'	24 lbs.	2	-----
RG-431-363-35	5'3" x 7'4"	12 lbs.	.93	-----



Tile - Fog

Item No.	Size	Weight	Cube	MSRP
RG-645-763-80	7'10" x 10'	24 lbs.	2	-----
RG-645-763-35	5'3" x 7'4"	12 lbs.	.93	-----



Manhattan - Plush Gray

Item No.	Size	Weight	Cube	MSRP
RG-112-050-80	7'10" x 10'	24 lbs.	2	-----
RG-112-050-35	5'3" x 7'4"	12 lbs.	.93	-----

**Moroccan - Textured Taupe**


Item No.	Size	Weight	Cube	MSRP
RG-011-950-80	7'10" x 10'	24 lbs.	2	-----
RG-011-950-35	5'3" x 7'4"	12 lbs.	.93	-----

**Ombre - Taupe**

Item No.	Size	Weight	Cube	MSRP
RG-539-267-80	7'10" x 10'	24 lbs.	2	-----
RG-539-267-35	5'3" x 7'4"	12 lbs.	.93	-----

**Cobblestone - Gray**

Item No.	Size	Weight	Cube	MSRP
RG-461-388-80	7'10" x 10'	24 lbs.	2	-----
RG-461-388-35	5'3" x 7'4"	12 lbs.	.93	-----



OUTDOOR RUG | Collection

Mosaic - Ruby

Item No.	Size	Weight	Cube	MSRP
RG-284-175-80	7'10" x 10'	24 lbs.	2	-----
RG-284-175-35	5'3" x 7'4"	12 lbs.	.93	-----



Edge - Chili

Item No.	Size	Weight	Cube	MSRP
RG-507-675-80	7'10" x 10'	24 lbs.	2	-----
RG-507-675-35	5'3" x 7'4"	12 lbs.	.93	-----



Shown:


Umbrella:
UM8102
5407 Henna
BG502 Base

Rug:

RG-507-675-35 (5'3" x 7'4")
Edge - Chili

Geo - Black

Item No.	Size	Weight	Cube	MSRP
RS-404-993-80	7'10" x 10'	19 lbs.	2	-----
RS-404-993-35	5'3" x 7'4"	10 lbs.	.93	-----

**Garden Cottage - Blueberry**

Item No.	Size	Weight	Cube	MSRP
RS-175-563-80	7'10" x 10'	21 lbs.	2	-----
RS-175-563-35	5'3" x 7'4"	9 lbs.	.93	-----

**Athens - Silver**

Item No.	Size	Weight	Cube	MSRP
RS-607-637-80	7'10" x 10'	21 lbs.	2	-----
RS-607-637-35	5'3" x 7'4"	9 lbs.	.93	-----

**Tuscan - Birch**

Item No.	Size	Weight	Cube	MSRP
RS-314-087-80	7'10" x 10'	21 lbs.	2	-----
RS-314-087-35	5'3" x 7'4"	9 lbs.	.93	-----





Protective Furniture Covers

Care and Maintenance Products

Replacement Canopy

Replacement Parts

TG CARE







Protective Furniture Covers

Protect your investment all year round.

The Treasure Garden Protective Furniture Covers are made with RhinoWeave[®], a Treasure Garden exclusive. Designed to be durable, breathable, and water resistant and will not crack or peel like vinyl. All covers come with a one year warranty.

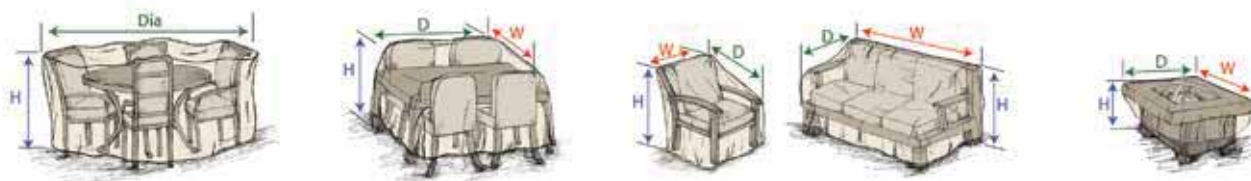
Furniture Covers features:

- Spring cinch lock to secure protective cover into place for a snug fit
- Convenient storage pouch sewn onto most covers
- Champagne Polyester 300D fabric
- UPF 50+
- Machine washable



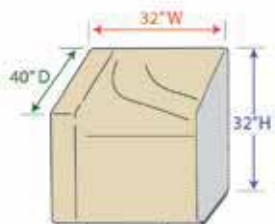
How to measure for your protective furniture cover

W = Width is measured from the (widest point) from the right side to left side. **H = Height** is measured from the ground to the (highest point) of the piece.
D = Depth is measured from front to back at its (deepest point). **Dia = Diameter** is measured from the (widest point) across the table top.

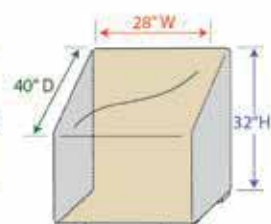


Modular Outdoor

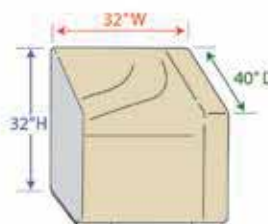
(R) Right End
(Left Facing)



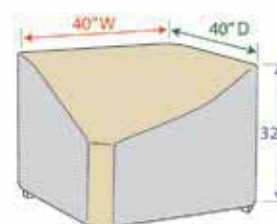
(M) Middle



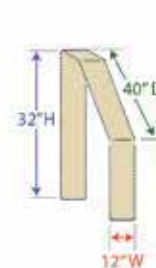
(L) Left End
(Right Facing)



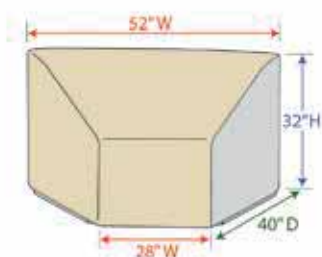
(C) Corner



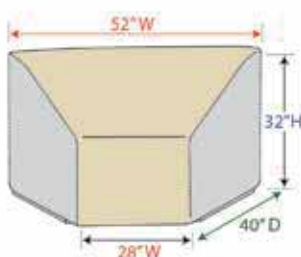
(E) Extension



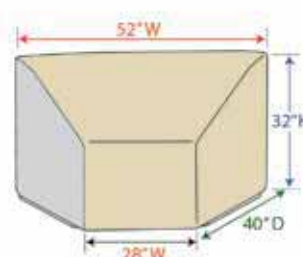
(WR) Wedge Right End
(Left Facing)



(WC) Wedge Center



(WL) Wedge Left End
(Right Facing)



NOTE:

- Style codes for easy identification.

- Modular Extension style **(E)** allows greater flexibility for larger styles.

- Color  = zipper side (OPEN)

Modular Cover System

Our innovative modular cover system offers uniquely designed protective furniture covers to cover most modular styles. All styles can be joined together to cover the entire modular set, no matter what configuration.

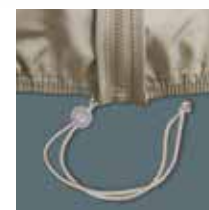


The (8) modular covers are interchangeable and can be zipped together to create one complete unit.

How to join styles together...



1. Zip covers together to desired configuration.



2. Cinch ties to secure covers to furniture.



PROTECTIVE FURNITURE COVERS | TG Care




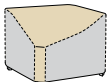

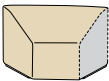
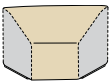
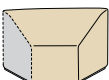




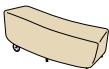

A Treasure Garden Exclusive
RhinoWeave® - Champagne



DINING TABLES							
ITEM	ITEM NO.	DESCRIPTION	SIZE	WT (LBS)/CTN	CUBE/CTN	CASE PACK	MSRP (EACH)
	CP531	36" Round/Square Bistro Table & Chairs w/4 ties, elastic & spring cinch lock	48" Dia. x 25" H	24	1.97	8	-----
	CP551	48" Round/Square Table & Chairs w/4 ties, elastic & spring cinch lock	84" Dia. x 36" H	26	1.97	4	-----
	CP571	54" Round/Square Table & Chairs w/6 ties, elastic & spring cinch lock	92" Dia. x 36" H	28	1.97	4	-----
	CP590	60" Round/Square Table & Chairs w/8 ties, elastic & spring cinch lock	108" Dia. x 36" H	35	2.42	4	-----
	CP586	Small Oval/Rectangle Table & Chairs w/8 ties, elastic & spring cinch lock	60" W x 84" D x 36" H	23	1.97	4	-----
	CP584	Medium Oval/Rectangle Table & Chairs w/8 ties, elastic & spring cinch lock	72" W x 102" D x 36" H	29	1.97	4	-----
	CP699	Large Oval/Rectangle Table & Chairs w/8 ties, elastic & spring cinch lock	92" W x 128" D x 36" H	38	2.42	4	-----
	CP697	X-Large Oval/Rectangle Table & Chairs w/8 ties, elastic & spring cinch lock	96" W x 180" D x 36" H	50	3.67	4	-----



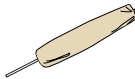

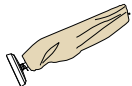
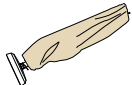
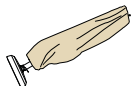


Key: W - Width / D - Depth / H - Height | **Dia.** - Diameter


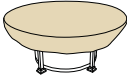
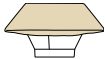


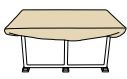
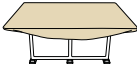

MODULAR OUTDOOR								
ITEM	ITEM NO.	DESCRIPTION	CODE	SIZE	WT (LBS)/CTN	CUBE/CTN	CASE PACK	MSRP (EACH)
	CP401	Modular Right End (Left Facing) Fits End Sectional w/elastic & spring cinch lock	Ⓡ	32" W x 40" D x 32" H	19	1.61	8	-----
	CP402	Modular Armless (Middle) Fits Middle Sectional w/elastic & spring cinch lock	Ⓜ	28" W x 40" D x 32" H	15	1.00	8	-----
	CP403	Modular Left End (Right Facing) Fits End Sectional w/elastic & spring cinch lock	Ⓛ	32" W x 40" D x 32" H	18	1.61	8	-----
	CP404	Modular Corner Fits Corner Sectional w/elastic & spring cinch lock	Ⓒ	40" W x 40" D x 32" H	20	1.61	8	-----
	CP405	Modular Extension Extends Sectionals w/elastic & spring cinch lock	ⓔ	12" W x 40" D x 32" H	9	1.00	8	-----
	CP406-R	Modular Wedge Right End (Left Facing) Fits Wedge End Sectional w/elastic & spring cinch lock	ⓌⓇ	52" W x 40" D x 32" H (28" W - Front)	20	1.99	8	-----
	CP406-C	Modular Wedge (Center) Fits Wedge Corner Sectional w/elastic & spring cinch lock	ⓌⒸ	52" W x 40" D x 32" H (28" W - Front)	18	1.23	8	-----
	CP406-L	Modular Wedge Left End (Right Facing) Fits Wedge End Sectional w/elastic & spring cinch lock	ⓌⓁ	52" W x 40" D x 32" H (28" W - Front)	20	1.99	8	-----
CHAIRS & CHAISES								
ITEM	ITEM NO.	DESCRIPTION		SIZE	WT (LBS)/CTN	CUBE/CTN	CASE PACK	MSRP (EACH)
	CP115	Dining Chair w/elastic & spring cinch lock		28" W x 33" D x 35" H	25	1.82	12	-----
	CP116	Counter Height Chair w/elastic & spring cinch lock		28" W x 33" D x 43" H	28	1.82	12	-----
	CP117	Bar Height Chair w/elastic & spring cinch lock		28" W x 33" D x 49" H	31	2.42	10	-----
	CP119S	Small Chaise w/4 ties, elastic & spring cinch lock		32" W x 80" D x 42" H (20" H - Front)	35	2.88	8	-----
	CP119L	Large Chaise w/4 ties, elastic & spring cinch lock		36" W x 86" D x 42" H (20" H - Front)	29	2.42	6	-----
	CP130	Double Chaise w/4 ties, elastic & spring cinch lock		61" W x 86" D x 42" H	35	2.88	6	-----
Key: W - Width / D - Depth / H - Height Dia. - Diameter								

PROTECTIVE FURNITURE COVERS | TG Care

UMBRELLA COVERS

ITEM	ITEM NO.	DESCRIPTION	SIZE	WT (LBS)/CTN	CUBE/CTN	CASE PACK	MSRP (EACH)
	CP901	Umbrella (fits 6' to 8.5' market styles)	Fits (6', 7.5', 8.5') x 60" H	32	1.82	24	-----
	CP902	Large Umbrella (fits 9' to 11' market styles)	Fits (9', 10', 11') x 72" H	36	1.82	24	-----
	CP910	X-Large Umbrella (fits rectangle up to 10'x13')	Fits (8'x10', 8'x11', 13') x 110" H	41	1.82	16	-----
	CP912	AG19 Cantilever style	Fits (8', 9', 10') x 88" H	47	2.02	24	-----
	CP908	AG28 Cantilever style	Fits (10', 11') x 112" H	37	1.82	12	-----
	CP955	AG25T Cantilever style	Fits (10', 11.5') x 98" H	38	1.82	16	-----
	CP920	AKZP Cantilever style	Fits (10', 10'x13', 11', 13') x 104" H	31	1.82	12	-----

FIRE PITS, OTTOMANS & OCCASIONAL TABLES

ITEM	ITEM NO.	DESCRIPTION	SIZE	WT (LBS)/CTN	CUBE/CTN	CASE PACK	MSRP (EACH)
	CP929	Fits 36" to 42" Round Fire Pit/Table/Ottoman w/elastic & spring cinch lock	43" Dia. x 12" H	22	1.90	12	-----
	CP930	Fits 48" to 54" Round Fire Pit/Table/Ottoman w/elastic & spring cinch lock	55" Dia. x 12" H	28	1.90	12	-----
	CP932	Fits 42" to 48" Square Fire Pit/Table/Ottoman w/elastic & spring cinch lock	49" W x 49" D x 12" H	30	2.32	12	-----
	CP938	Small Fire Pit/Table/Ottoman w/elastic & spring cinch lock	36" W x 30" D x 18" H	24	1.82	12	-----
	CP923	Medium Rectangle Fire Pit/Table/Ottoman w/elastic & spring cinch lock	45" W x 30" D x 15" H	26	2.63	12	-----
	CP933	Fits 50" x 30" Rectangle Fire Pit/Table/Ottoman w/elastic & spring cinch lock	51" W x 31" D x 12" H	34	1.90	12	-----
	CP936	Fits 58" x 38" Rectangle Fire Pit/Table/Ottoman w/elastic & spring cinch lock	59" W x 39" D x 12" H	34	2.19	12	-----
	CP922	Square Side Table w/elastic & spring cinch lock	27" W x 27" D x 15" H	20	1.90	12	-----

Key: **W** - Width / **D** - Depth / **H** - Height | **Dia.** - Diameter

DEEP SEATING							
ITEM	ITEM NO.	DESCRIPTION	SIZE	WT (LBS)/CTN	CUBE/CTN	CASE PACK	MSRP (EACH)
	CP711	Lounge Chair w/elastic & spring cinch lock	33" W x 35" D x 35" H	33	2.88	12	-----
	CP712	Large Lounge Chair w/elastic & spring cinch lock	36" W x 40" D x 35" H	25	1.82	8	-----
	CP741	X-Large Lounge Chair w/elastic & spring cinch lock	43" W x 42" D x 43" H	22	1.82	6	-----
	CP720	Loveseat w/elastic & spring cinch lock	50" W x 35" D x 35" H	21	1.82	6	-----
	CP722	Large Loveseat w/elastic & spring cinch lock	60" W x 40" D x 35" H	32	2.42	8	-----
	CP742	X-Large Loveseat w/elastic & spring cinch lock	69" W x 42" D x 43" H	28	2.42	6	-----
	CP723	Sofa w/elastic & spring cinch lock	80" W x 35" D x 35" H	27	2.42	6	-----
	CP733	Large Sofa w/elastic & spring cinch lock	85" W x 40" D x 35" H	29	2.42	6	-----
	CP743	X-Large Sofa w/elastic & spring cinch lock	92" W x 42" D x 43" H	35	2.88	6	-----



Key: W - Width / D - Depth / H - Height | Dia. - Diameter

CARE AND MAINTENANCE PRODUCTS | TG Care

Our care line of products not only clean, maintain, protect and restore your outdoor furniture investment, but are also **safe for the environment**. All formulas are water-based, non-toxic, non-corrosive and completely free of solvents (VOC's).

*** MUST ORDER IN CASE PACK QUANTITIES.**



Upholstery & Fabric Products*

Prolong the life of your umbrella and outdoor furniture fabric with a regular cleaning (at least once a season). After cleaning, we recommend to treat furniture fabric with our Fabric & Upholstery Protector before outdoor exposure.

Upholstery & Fabric Cleaner

- Cleaner removes dirt and restores the new look of fabrics, textiles & upholstery.
- For cushions, seatings and umbrellas.



Item No.:
TGC-UFC-32

Specifications:

Weight 32 oz.

Case Pk 12

MSRP: -----

Mold & Mildew Stain Remover

- Easy to use formula allows you to simply spray and rinse clean.
- Quickly dissolves mold and mildew stains.



Item No.:
TGC-MMR-32

Specifications:

Weight 32 oz.

Case Pk 12

MSRP: -----

Upholstery & Fabric Protector

- Helps to prevent stains.
- Maintains the new look.
- Makes fabrics, textiles & upholstery repellent to dirt, water and moisture.



Item No.:
TGC-UFP-32

Specifications:

Weight 32 oz.

Case Pk 12

MSRP: -----

Outdoor Furniture Products*

Keep your outdoor furniture looking like new – from umbrellas, dining furniture to chaise lounges.

Multi Surface Cleaner

- Removes dirt, grease, oil and pollutants from wicker, textilene, resin & stone surfaces.



Item No.:
TGC-MSC-32

Specifications:

Weight 32 oz.

Case Pk 12

MSRP: -----

Textilene® & Wicker Protector

- Protector contains a plasticizer substance to maintain the flexibility of the wicker resin and extends the lifetime of the furniture.



Item No.:
TGC-WTP-32

Specifications:

Weight 32 oz.

Case Pk 12

MSRP: -----

Stainless Steel/Cast Aluminum/Cast Iron Cleaner & Guard

- Fast acting and easy to use. Cleans and protects in one treatment.
- Helps to prevent and remove corrosion.



Item No.:
TGC-MSP-16

Specifications:

Weight 16 oz.

Case Pk 12

MSRP: -----

Teak & other Hardwoods*

Clean, restore and protect your indoor and outdoor teak & hardwood and make your furniture look fresh and new again.

Teak Cleaner & Color Restorer

- Cleans and restores discolored dark grey teak and hardwood.
- Non-hazardous.



Item No.:
TGC-TWC-16

Specifications:

Weight 16 oz.

Case Pk 12

MSRP: -----

Teak Sealer (Brown)

- Maintain the honey-brown color of teak for a longer period of time.
- Prevents black spots.
- Non-greasy.



Item No.:
TGC-TBS-16

Specifications:

Weight 16 oz.

Case Pk 12

MSRP: -----

Teak Protector (Transparent)

- Helps to prevent stains while keeping the natural look of the surface.
- Built-in mold and mildew inhibitor.



Item No.:
TGC-TTP-16

Specifications:

Weight 16 oz.

Case Pk 12

MSRP: -----

Application Tools*

Eco-Friendly



"Safe for the environment."

Scrubbing Pads (2 pack)

For cleaning upholstery & fabrics, teak and other outdoor furniture materials.
MADE OF 100% POLYESTER FIBERS



Item No.:
TGC-SP-2PK

Specifications:

Weight 1 oz.

Case Pk 10

MSRP: -----

Application Cloths (3 pack)

For applying cleaner & guard, sealer and protectors.
MADE OF 80% VISCOSE
20% POLYPROPYLENE



Item No.:
TGC-AC-3PK

Specifications:

Weight 1.5 oz.

Case Pk 12

MSRP: -----

Merchandising

Display

Showcase the TG Care - Cleaning & Maintenance products in an eye-popping branded display.

Item No.:

TGC-001

MSRP: -----

Products not included.



Paint

Touch Up Paint

Our 4.5 oz. aerosol spray for hassle-free and mess-free touch up of scratches on aluminum frames and bases.

Color:

Bronze
Champagne
Anthracite
White
Black
Platinum

Item No.:

Touchup-BRZ
Touchup-CHAMP
Touchup-ANTHR
Touchup-WHT
Touchup-BLK
Touchup-5T



Specifications:

Weight 4.5 oz.

Case Pk 12

MSRP: -----

Cantilever

ITEM NO.	STYLE	GRADE	VENTS	MSRP
C813RD	AKZ13	A+	DWV	-----
	AKZP13	A	DWV	-----
	AKZP13LX	C/COM+	DWV	-----
	13' Octagon			
C813RDV	AKZ13	A+	DWV w/Valance	-----
	AKZP13	A	DWV w/Valance	-----
	AKZP13LX	C/COM+	DWV w/Valance	-----
	13' Octagon			
CAKZRT	AKZRT	A+	SWV	-----
	AKZPRT	A	SWV	-----
	10'x13' Rectangle	C/COM+	SWV	-----
C811RD	AG28RK	A+	DWV	-----
	AG28RK	A	DWV	-----
	AKZP	C/COM+	DWV	-----
	11' Octagon			
C811RDV	AG28RK	A+	DWV w/Valance	-----
	AKZP	A	DWV w/Valance	-----
	11' Octagon	C/COM+	DWV w/Valance	-----
CAG19	AG19	A+	SWV	-----
	10' Octagon	A	SWV	-----
		C/COM+	SWV	-----
CAG19SQ	AG19SQ	A+	SWV	-----
	8.5' Square	A	SWV	-----
		C/COM+	SWV	-----
CAG25D	AG25T	A+	DWV	-----
	11.5' Octagon	A	DWV	-----
		C/COM+	DWV	-----
CAG25DV	AG25T	A+	DWV w/Valance	-----
	11.5' Octagon	A	DWV w/Valance	-----
		C/COM+	DWV w/Valance	-----
CAG25SQ	AG25TSQ	A+	SWV	-----
	10' Square	A	SWV	-----
		C/COM+	SWV	-----
CAG25SQV	AG25TSQ	A+	SWV w/Valance	-----
	10' Square	A	SWV w/Valance	-----
		C/COM+	SWV w/Valance	-----
CAG25DR	AG25TR	A+	DWV	-----
	11.5' Octagon	A	DWV	-----
		C/COM+	DWV	-----
CAG25DRV	AG25TR	A+	DWV w/Valance	-----
	11.5' Octagon	A	DWV w/Valance	-----
		C/COM+	DWV w/Valance	-----
CAG25SQR	AG25TSQR	A+	SWV	-----
	10' Square	A	SWV	-----
		C/COM+	SWV	-----
CAG25SQRV	AG25TSQR	A+	SWV w/Valance	-----
	10' Square	A	SWV w/Valance	-----
		C/COM+	SWV w/Valance	-----

Specialty

ITEM NO.	STYLE	GRADE	VENTS	MSRP
C8911	Vienna Alu Teak	A+	SWV	-----
	11' Octagon	A	SWV	-----
	(NO TRIM)	C/COM+	SWV	-----
C8911T	Vienna Alu Teak	A	SWV	-----
	11' Octagon			
	(TRIM)			
C654	Pagoda	A	SWV	-----
	9' Hexadecagon			

Market & Wood

ITEM NO.	STYLE	GRADE	VENTS	MSRP
C811	11' - SWV	A+	SWV	-----
	For UM801,	A	SWV	-----
	UM801SL,	C/COM+	SWV	-----
	UM812			
C811D	11' - DWV	A+	DWV	-----
	For UM801,	A	DWV	-----
	UM801SL,	C/COM+	DWV	-----
	UM812			
C809	9' - SWV	A+	SWV	-----
	For UM800,	A	SWV	-----
	UM800LX,	C/COM+	SWV	-----
	UM800SL,			
C809D	9' - DWV	A+	DWV	-----
	For UM800,	A	DWV	-----
	UM800LX,	C/COM+	DWV	-----
	UM800SL,			
C807	7.5' - SWV	A+	SWV	-----
	For UM977,	A	SWV	-----
	UM907	C/COM+	SWV	-----
C8811	8'x11'	A+	SWV	-----
	Rectangle	A	SWV	-----
	For UM8811RT	C/COM+	SWV	-----
C8810	8'x10'	A+	SWV	-----
	Rectangle	A	SWV	-----
	For UM8810RT	C/COM+	SWV	-----

Commercial

ITEM NO.	STYLE	GRADE	VENTS	MSRP
C809	UCP409 9' Octagon	A+/ Sunbrella*	SWV	-----
		A/O'bravia*	SWV	-----
		C/COM+	SWV	-----
C809V	UCP409 9' Octagon	A+/ Sunbrella*	SWV w/Valance	-----
		A/O'bravia*	SWV w/Valance	-----
		C/COM+	SWV w/Valance	-----
C809D	UCP409 9' Octagon	A+/ Sunbrella*	DWV	-----
		A/O'bravia*	DWV	-----
		C/COM+	DWV	-----
C809DV	UCP409 9' Octagon	A+/ Sunbrella*	DWV w/Valance	-----
		A/O'bravia*	DWV w/Valance	-----
		C/COM+	DWV w/Valance	-----
C407SQ	UCP407SQ 7' Square	A+/ Sunbrella*	SWV	-----
		A/O'bravia*	SWV	-----
		C/COM+	SWV	-----
C407SQV	UCP407SQ 7' Square	A+/ Sunbrella*	SWV w/Valance	-----
		A/O'bravia*	SWV w/Valance	-----
		C/COM+	SWV w/Valance	-----

Vents:

SWV - Single Wind Vent
DWV - Double Wind Vent

Vents with Valance:

SWV w/Valance - Single Wind Vent with Valance
DWV w/Valance - Double Wind Vent with Valance

 ***Awning Grade**  ***Awning Grade**

NOTE: When ordering a REPLACEMENT CANOPY, simply add the Fabric No. after the Replacement Canopy Item No.

EXAMPLE:

Canopy Style needed: UCP409 - 9' Octagon

Fabric: 5404 Natural

REPLACEMENT CANOPY ITEM NO.: C809-5404

NOTE: +COM - Customer's Own Material. For COM, see page 138.

Replacement Parts

Replacement parts are available for most umbrellas in frame finishes* listed in the 2021 TG catalog. Refer to specific product pages for parts availability and/or TeamTG for replacement parts lists. Orders must be faxed or emailed and include Item No., year purchased and description of the specific part needed.

NO PHONE ORDERS PLEASE

WHEN PLACING
ANY ORDERS FOR
REPLACEMENT CANOPY
OR PARTS -
FAX YOUR REQUEST TO
(888) 821-8868 OR EMAIL:
order@treasuregarden.com

***NOTE:** WE DO NOT STOCK
REPLACEMENT PARTS IN FINISHES
THAT ARE NOT STOCKED
DOMESTICALLY FOR PRODUCTS
ORDERED THROUGH OUR **TG**
DIRECT - EARLY BUY CONTAINER
PROGRAM.

FRAMES

ITEM NO.	FRAME	ITEM NO.	FRAME
AKZP13LX-0_	-----	UM800_LX	-----
AKZP13-0_	-----	UM812_	-----
AKZPRT-0_	-----	UM810_	-----
AKZP-0_	-----	UM8810RTO_	-----
AG25TR-0_	-----	UM8811RTO_	-----
AG25TSQR-0_	-----	UM970_	-----
AG28RK-0_	-----	UM977_	-----
AG19-0_	-----	UM920_	-----
UV89115A	-----	UM907_	-----
USA459	-----	UM8091	-----
UM801_	-----	UCP409_	-----
UM800_	-----	UCP407SQ_	-----

BOTTOM POLES

ITEM NO.	BP32-800_	BP36-801_	BP45-800_
USA459	-----	-----	-----
UM801_	-----	-----	-----
UM800_	-----	-----	-----
ITEM NO.	BP32-800_LX	BP45-800_LX	
UM800_LX	-----	-----	
ITEM NO.	BP32-810_	BP36-812_	BP45-810_
UM812_	-----	-----	-----
UM810_	-----	-----	-----
UM8810RTO_	-----	-----	-----
UM970_	-----	-----	-----
UM977_	-----	-----	-----
ITEM NO.	BP41-8811RTO_	BP45-810_	
UM8811RTO_	-----	-----	
ITEM NO.	BP32-920_	BP36-907_	BP45-920_
UM920_	-----	-----	-----
UM907_	-----	-----	-----
ITEM NO.	BP36-8091		
UM8091	-----		

DESIGNER CANOPY COLLECTION | Merchandising For Success

Available on 13' and 11' cantilevers & 11' and 9' market umbrellas.

Offered in 100% Solution-Dyed Acrylic and Polyester fabrics.

How to Order:

1. SELECT YOUR DC ITEM NO.

- See DC sample styles below

2. SELECT YOUR FABRIC(S)

- Go to the Treasure Garden Fabric Collection pages or refer to our Swatch Book for fabric selections.

3. SIMPLY ADD:

- The DC Item No. to your desired umbrella Item No.

Ordering Information:

To ensure the proper sewing of your custom umbrella, please list EACH individual fabric number in the sequence you wish them to appear from **top vent to trim/valance** (starting from the center finial and working towards the canopy trim/valance).

Note: You cannot mix acrylics with polyester fabric.

NO RETURNS ON CUSTOM OR DESIGNER CANOPY STYLE UMBRELLAS.

Double Wind Vent pricing applies to all Designer Canopy (DC) styles.

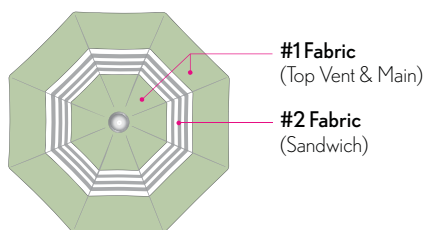
11' and 9' Market Umbrellas - Designer Canopy Designs

Item No.: DC4

Sandwich

(DWV ONLY)

Specify **2** fabrics

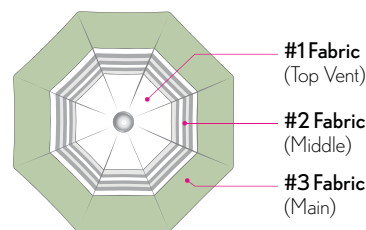


Item No.: DC5

Three Fabrics

(DWV ONLY)

Specify **3** fabrics

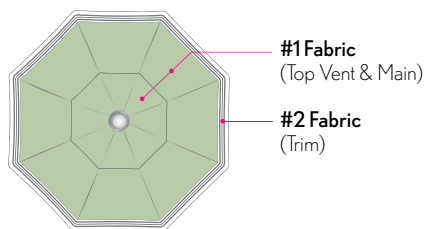


Item No.: DC6

Trim Accent

(SWV ONLY)

Specify **2** fabrics

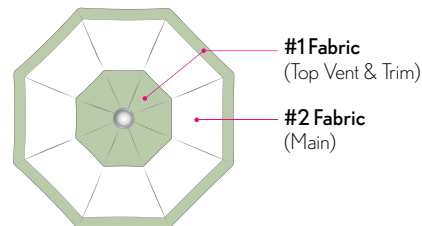


Item No.: DC7

Top Vent and Trim Accent

(SWV ONLY)

Specify **2** fabrics

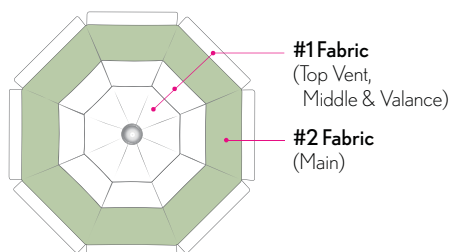


13' and 11' Cantilever Umbrellas - Designer Canopy Designs

Item No.: DC9

Top Vent and Valance Accent

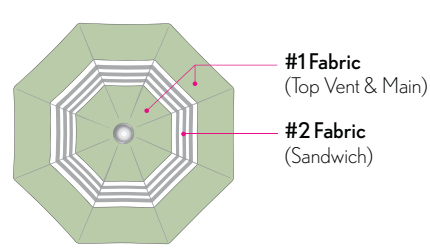
Specify **2** fabrics




Item No.: DC11

Sandwich

Specify **2** fabrics



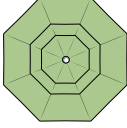
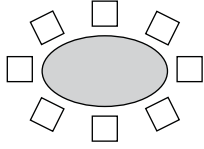
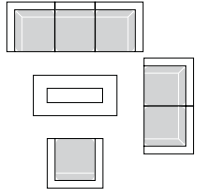
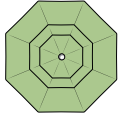
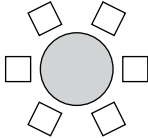
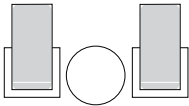

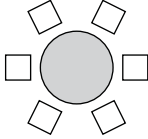
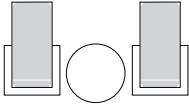
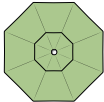
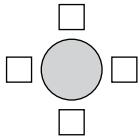
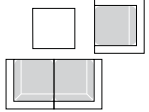

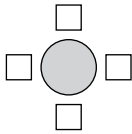
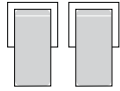




DC's NOT available on AKZPRT, AG19, AG25T & AG25TSQ Cantilevers, Specialties, 7.5' Glide Tilt, 7.5' Push Button Tilt, 8'x10' Auto Tilt, 8'x11' Crank Lift and 7' Commercial styles.

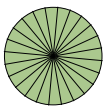
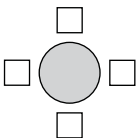
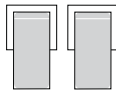
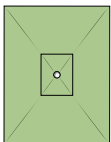
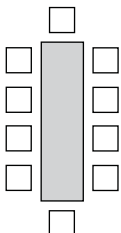
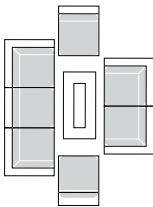
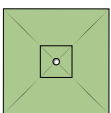
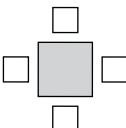
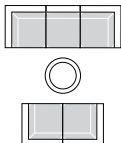

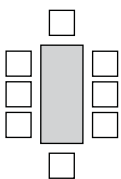
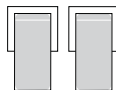

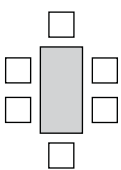
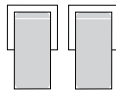




SCIENCE BEHIND SHADE | Merchandising For Success

Solar radiation can dramatically change the temperatures of an object that it hits, heating it far above the actual air temperature. The proper shade over your dining or deep seating areas can reduce the temperature up to **20%**.

A **sweltering 95°** can become a **comfortable 80°** with the proper shade!

SIZE/SHAPE	DINING	DEEP SEATING*	STYLE
13' Octagon  129 <small>sq. ft. coverage</small>			13' Starlux AKZ Plus Cantilever 13' AKZ Plus Cantilever
11.5' Octagon  96 <small>sq. ft. coverage</small>			11.5' AG25T Cantilever
11' Octagon  85 <small>sq. ft. coverage</small>			11' Vienna Alu Teak 11' AKZ Plus Cantilever 11' AG28 Cantilever 11' Collar Tilt 11' Auto Tilt
10' Octagon  70 <small>sq. ft. coverage</small>			10' AG19 Cantilever
9' Octagon  57 <small>sq. ft. coverage</small>			9' Starlux Collar Tilt 9' Collar Tilt 9' Auto Tilt 9' Glide Tilt  9' Push Button Tilt 9' Quad Pulley Lift 9' Commercial
7.5' Octagon  39 <small>sq. ft. coverage</small>		N/A	7.5' Glide Tilt  7.5' Push Button Tilt

SIZE/SHAPE	DINING	DEEP SEATING*	STYLE
10' Round  70 <i>sq. ft. coverage</i>			10' Shanghai Collar Tilt
10'x13' Rectangle  130 <i>sq. ft. coverage</i>			10'x13' AKZ Plus Cantilever
10' Square  100 <i>sq. ft. coverage</i>			10' AG25TSQ Cantilever
8'x11' Rectangle  88 <i>sq. ft. coverage</i>			8'x11' Crank Lift
8'x10' Rectangle  80 <i>sq. ft. coverage</i>			8'x10' Auto Tilt
7' Square  49 <i>sq. ft. coverage</i>		N/A	7' Commercial

*Suggested Deep Seating arrangements can vary based on actual individual piece dimensions.

Sales Programs


TG Custom -
Domestic Custom-Made Umbrellas

TG Direct -
Direct Container Program

TGEx Program -
Quick-Ship Program

CQS Program -
Cantilever Quick-Ship Program



The **TG CUSTOM Program** features the finest residential and commercial umbrella styles with your choice of hundreds of quality fabrics from the top U.S. mills; as well as our exclusive  **Obavia** fabrics. All umbrella frames/finishes & accessories featured in the 2021 catalog are available to ship from Baldwin Park, CA.

DOMESTIC CUSTOM-MADE UMBRELLAS

Create extraordinary umbrellas with thousands of possible fabric combinations for 2021; the program includes our exclusive **Designer Canopy Collection** at the standard DWV price.

In-Stock Fabrics:

Lead time is 3 weeks for Treasure Garden, Shademaker and Jardinico from Baldwin Park, CA, USA.

Non-Stock Fabrics:

Lead time is 4 weeks for Treasure Garden, Shademaker and Jardinico from Baldwin Park, CA, USA.

Full Roll:

Full roll orders will be honored at the standard pricing.

Note: Certain mills may have a minimum yardage requirement.

Less Than a Full Roll:

For orders of less than 1 roll, an up charge of:

(10% - Furniture Grade & 20% - Awning Grade) will incur and will require longer lead times.

All Non-Stock Striped Fabrics:

Need to be ordered in **pairs**, due to cutting requirements.

Contact your Customer Service Representative for availability and specific lead times.

FABRICS BY THE YARD

GRADE	MSRP
A	-----

MAXIMUM QUANTITY: 10 yards



Our **DIRECT Container Program** simplifies the process of shipping large quantities of goods anywhere. Give us your quantity breakdown and final destination point, we'll take care of the rest.

DIRECT CONTAINER PROGRAM

Direct Container Order Guidelines:

All TG 2021 program frame colors combined with TGD fabrics are available to ship from Ningbo, China.

Chinese New Year: February 12, 2021

Please plan your orders accordingly; to ensure delivery before CNY. Order(s) must be placed prior to and **finalized** by: **Friday, October 9, 2020.**

Production Lead Time:

Allow 10-16 weeks*. Contact your TG Sales or Customer Service Representative for orders requiring shorter lead times.

Transit Time:

Allow 3-6 weeks*. Containers can arrive as fast as 3 weeks to the West Coast and take up to 6 weeks to the East Coast.

Payment Terms:

- Irrevocable At Sight Letter of Credit at order acknowledgement or
- Wire transfer 21 days prior to scheduled ship date

FOB:

All container orders from Ningbo, China ship Freight Collect. The dealer is responsible for all freight charges - both sea and land, insurance fees, broker fees, bank fees for L/C or wire transfers and additional handling fees.

Freight Forwarder:

- You may select your own or we will use ours.
- If selecting your own - Must provide Forwarders Name & Contact Information

Bill Of Lading:

- Must choose Original or Telex Release
- If Telex Release is chosen, a payment must be made at the time it's requested to avoid any delays.

PLEASE NOTE YOUR CHOICES ON YOUR ORDER.

TG DIRECT - DUTY SCHEDULE

Complete Umbrellas	6.975%
Umbrella Bases	5.675%
Protective Covers	7.475% (+7.5% on List 4A)
Umbrella Frames only	12.475%
Umbrella Lights	4.375% (+25% - Tariff 301)

Duty:

All products manufactured by Treasure Garden Inc., incur duties to the USA. This is a tax imposed by our Federal government. Unfortunately, we are not duty free.

Dealer is responsible for all duties for container goods before container arrives at destination.

Estimated overall Freight & Duties
(13-16%) Depending on your location and product assortment.

In-Season Order Guidelines:

All frame colors combined with TGD fabrics are available to ship from Ningbo, China.

In-Season Production Lead Time:

Allow 4-6 weeks*. However, we may be able to ship as quickly as 2 weeks depending on production schedules.

Note: Special order frame/base colors will require longer lead times.

In-Season Transit Time:

Allow 3-6 weeks*. Containers can arrive as fast as 3 weeks to the West Coast and take as long as 6 weeks to the East Coast.

Note: The Direct Container Program is not available for In-season reorder from Baldwin Park, CA. It is imperative to forecast your entire seasons needs on your container order for any special frame styles.

Replacement Parts: We DO NOT stock replacement parts for items that are TG Direct Only. If you are ordering TG Direct Only items, **we recommend ordering additional replacement parts with your container order.** Your TG Sales or Customer Service Representative can assist you with suggestions on how to place an order.

ESTIMATED SHIPMENT SCHEDULE

Date of Order

July 2020
August 2020
September 2020
Prior to Oct. 4, 2020
After Oct. 4, 2020
November 2020
December 2020

Estimated Shipment Date¹

October - November 2020
November - December 2020
December 2020 - January 2021
By January 31, 2021²
March 7 - March 31, 2021
March - April 2021
April - May 2021

¹ Estimated shipment dates are based on current production schedule. Lead time starts once order is **FINALIZED**.

² Last ship date out of Ningbo prior to CNY is January 31, 2021. Shipping resumes on March 7, 2021.

The purchase of a container may also involve bank charges and other charges unrelated to the price of the product including but not limited to duties, storage, shipping and transportation charges, third party inspection charges whether inspected at point of origin, point of entry or point of delivery.

***Contact your TG Sales or Customer Service Representative for any questions regarding specific lead times.**



TGEEx "Quick-Ship" program is available in select fabrics in our 7.5' and 9' Single Wind Vent (SWV) & 11' Double Wind Vent (DWV).

NOTE: **DO NOT COMBINE NON-TGEEx** fabrics on your TGEEx order.
For all other fabrics available (NON-TGEEx), see pages **42-45**

*Program is available year-round & ships within **3 BUSINESS DAYS** in the continental U.S.*

MARKET UMBRELLAS

sunbrella Grade A 100% Solution-Dyed Acrylic



5401
Pacific Blue



5403
Jockey Red



5404
Natural



5407
Henna




5408
Black



5413
Spa



5422
Antique Beige



5439
Navy




5446
Forest Green



5453
Canvas




5476
Heather Beige



40433
Cast Silver



54011
Ginkgo



56080
Milano Cobalt
Stripe



56095
Astoria Sunset
Stripe




58039
Gateway Mist
Stripe

o'bravia Grade C 100% Solution-Dyed Polyester



4801
Cobalt



4803
Red



4807
Auburn



4808
Black




4811
Kiwi



4813
Spa



4815
Sunset



4816
Aqua



4818
Sesame



4820
Boulder




4822
Khaki



4826
Sky



4838
Lemon



4839
Navy



4846
Forest Green



4876
Sand

ACCESSORIES



The TGEEx "Quick-Ship" Program includes the following accessories:

- Outdoor Rugs
- Umbrella Bases & Mount Kits
- Umbrella Lights
- Protective Furniture Covers
- Care and Maintenance Products
- Replacement canopies within TGEEx and CQS programs



*Program is available year-round & ships within **5 BUSINESS DAYS** in the continental U.S.*

CANTILEVERS

Choose style:

AKZ Plus Cantilevers:

13' AKZP13 (See pages 7)

10'x13' AKZPRT (See pages 8)

11' AKZP (See pages 9)



See pages **16-17** for Cantilever Base/Mount options.
(Sold separately)

VALANCE OPTION NOT AVAILABLE.

Choose frame finish:



Bronze



Black

AG Cantilever:

11' AG28 (See pages 14)



See page **16** for Cantilever Base option.
(Sold separately)

VALANCE OPTION NOT AVAILABLE.

Choose frame finish:



Bronze



White

NOTE: To ensure your cantilever "Quick-Ship" order is processed without delay. Orders must be placed on a **separate P.O.** and marked "**Cantilever Quick-Ship**".

Choose fabric:



Grade A

100%

Solution-Dyed

Acrylic



5403
Jockey Red



5404
Natural



5407
Henna



5439
Navy



5476
Heather Beige



40433
Cast Silver



Grade C

100%

Solution-Dyed

Polyester



4808
Black



4820
Boulder



4839
Navy



4876
Sand

All fabrics shown are not to scale.
Patterns, textures and colors may vary slightly from actual fabric; please refer to the **Treasure Garden** fabric swatch book for samples.

TABLE OF CONTENTS

LIBRA CENTERPOST

6' 6" LIBRA-20S
8' 2" LIBRA-25
8' 2" LIBRA-25S

96-97

ASTRAL-TC CENTERPOST

11' 5" ASTRAL-TC-35S
13' 1" ASTRAL-TC-40S
16' 4" ASTRAL-TC-50
16' 4" ASTRAL-TC-50S

98-99

SIRIUS SIDEPOST

8' 9" SR-27S
9' 9" SR-30
9' 9" SR-30S
11' 5" SR-35

100-101

POLARIS SIDEPOST

9' 9" POLARIS-30S
11' 5" POLARIS-35S
10'x13' POLARIS-340RT
13' 1" POLARIS-40
13' 1" POLARIS-40S

102-103

ORION SIDEPOST

8' 9" OR-27S
9' 9" OR-30
9' 9" OR-30S
13' 1" OR-40

104-105

GALAXY SIDEPOST

11' 5" GALAXY-35S
13' 1" GALAXY-40S
16' 4" GALAXY-50

106-107

MOUNT OPTIONS / BASES / OPTIONS

108-113

FABRICS / FRAME FINISHES

114-115

TERMS & CONDITIONS

132-134

WARRANTY / GUARANTEE

135-136



A photograph of a modern rooftop terrace. In the foreground, there are three lounge chairs with black frames and wooden slats, each with a different colored headrest: red, blue, and orange. To the right is a large, low-profile sofa with a grey cushion and a dark base, featuring blue and yellow throw pillows. A large, dark, rectangular architectural shade structure is positioned on the left. The terrace is surrounded by lush greenery, including palm trees and various plants. In the background, a city skyline is visible under a clear blue sky. A dark grey rectangular box containing the company logo is overlaid on the right side of the image.

shademaker
architectural shade

SHOWN: LIBRA-25S in 58033 Shore Classic





LIBRA



Features:

- Easy push-up and automatic locking system
- Internal counterweight to close with ease
- Durable high performance hub and fittings
- External mast stem for mount kit and steel base weight options
- Includes protective cover

Item No.	Size		Canopy Shape	Coverage	Ribs			Min. Base Weight*
	meters	feet						
LIBRA-20S	2.0m	6' 6"	Square	43 sq. ft.	4	7' 8"	3' 1"	100 lbs.
LIBRA-25	2.5m	8' 2"	Octagon	52 sq. ft.	8	7' 8"	3' 7"	100 lbs.
LIBRA-25S	2.5m	8' 2"	Square	67 sq. ft.	8	8'	2' 2"	100 lbs.

* NOTE: Recommended minimum weight requirements for free-standing applications.

See page **115** for **Frame Finish Options**

MOUNT OPTIONS/BASES:

See page **108** for concrete and in-ground mounting options

See page **109** for steel base weight options

See page **110** for steel and cast aluminum bases

See page **52-53** for additional bases

Item No.	MSRP Price Group 1	MSRP Price Group 2
	<i>Sunbrella® Awning Grade</i>	<i>O'bravia® Awning Grade Sunbrella®/Outdura®/Docril® Furniture Grade</i>
LIBRA-20S	-----	-----
LIBRA-25	-----	-----
LIBRA-25S	-----	-----

**Striped fabrics must be ordered in pairs,
due to cutting requirements.**

SHOWN: ASTRAL-TC-40S in 5816 Aqua



ASTRAL-TC



Features:

- Telescopic mast
- Effortless crank lift system
- Removable crank handle
- Durable high performance hub and fittings
- Galvanized internal mast stem
- Includes internal mast stem cover
- Includes protective cover

Item No.	Size		Canopy Shape	Coverage	Ribs				Min. Base Weight*
	meters	feet							
ASTRAL-TC-35S	3.5m	11' 5"	Square	131 sq. ft.	8	9' 2"	11' 5"	3' 4"	400 lbs.
ASTRAL-TC-40S	4.0m	13' 1"	Square	172 sq. ft.	8	9' 4"	12'	2' 11"	500 lbs.
ASTRAL-TC-50	5.0m	16' 4"	Octagon	210 sq. ft.	8	9' 2"	12' 3"	3' 4"	600 lbs.**
ASTRAL-TC-50S	5.0m	16' 4"	Square	266 sq. ft.	8	9' 6"	13' 3"	1' 8"	700 lbs.**

* NOTE: Recommended minimum weight requirements for free-standing applications.

** Permanent mount recommended for ASTRAL-TC-50S & 50 styles
See page 108

See page 115 for Available Frame Finish

MOUNT OPTIONS/BASES:

See page 108 for concrete and in-ground mounting options

See page 109 for steel base weight and base frame options

Striped fabrics must be ordered in pairs,
due to cutting requirements.

Item No.	MSRP Price Group 1	MSRP Price Group 2
	Sunbrella® Awning Grade	O'bravia® Awning Grade Sunbrella®/Outdura®/Docril® Furniture Grade
ASTRAL-TC-35S	-----	-----
ASTRAL-TC-40S	-----	-----
ASTRAL-TC-50	-----	-----
ASTRAL-TC-50S	-----	-----

SHOWN: SR-AW-27S (Arctic White) in 5816 Aqua



SIRIUS



Features:

- 3 front to back tilt positions
- 8 locking positions with 360° rotation
- Simple to operate crank lift system
- Removable crank handle
- Built-in light adapter
- Durable high performance hub and fittings
- Stainless steel hardware for longevity
- Galvanized internal mast stem
- Includes internal mast stem cover
- Includes protective cover

(3) front to back tilt positions

Item No.	Size		Canopy Shape	Coverage	Ribs				Min. Base Weight*
	meters	feet							
SR-27S	2.7m	8' 9"	Square	77 sq. ft.	8	8' 5"	8' 9"	13' 9"	350 lbs.
SR-30	3.0m	9' 9"	Octagon	75 sq. ft.	8	8' 5"	8' 11"	12' 5"	350 lbs.
SR-30S	3.0m	9' 9"	Square	95 sq. ft.	8	8' 5"	9'	14' 7"	350 lbs.
SR-35	3.5m	11' 5"	Octagon	103 sq. ft.	8	8' 5"	8' 11"	12' 11"	450 lbs.

* NOTE: Recommended minimum weight requirements for free-standing applications.

See page **115** for **Frame Finish Options**

MOUNT OPTIONS/BASES:

See page **108** for concrete and in-ground mounting options

See page **109** for steel base weight and base frame options

Item No.	MSRP Price Group 1 <i>Sunbrella® Awning Grade</i>	MSRP Price Group 2 <i>O'bravia® Awning Grade Sunbrella®/Outdura®/Docri® Furniture Grade</i>
SR-27S	-----	-----
SR-30	-----	-----
SR-30S	-----	-----
SR-35	-----	-----

Striped fabrics must be ordered in pairs,
due to cutting requirements.

SHOWN: POLARIS-30S in 4609 Orange



POLARIS



Features:

- Simple to operate infinite front to back tilt system
- 8 locking positions with 360° rotation
- Built-in light adapter
- Durable high performance hub and fittings
- Stainless steel hardware for longevity
- Galvanized internal mast stem
- Includes internal mast stem cover
- Includes protective cover

Infinite front to back tilt system.

Item No.	Size		Canopy Shape	Coverage	Ribs				Min. Base Weight*
	meters	feet							
POLARIS-30S	3.0m	9' 9"	Square	95 sq. ft.	8	8' 8"	9' 2"	13' 1"	450 lbs.
POLARIS-35S	3.5m	11' 5"	Square	131 sq. ft.	8	9' 3"	9' 5"	13' 10"	550 lbs.
POLARIS-340RT	3.0m x 4.0m	10' x 13'	Rectangle	130 sq. ft.	8	9' 2"	9' 6"	13'	550 lbs.
POLARIS-40	4.0m	13' 1"	Octagon	134 sq. ft.	8	9' 4"	9' 7"	15' 1"	750 lbs.**
POLARIS-40S	4.0m	13' 1"	Square	172 sq. ft.	8	9' 8"	9' 6"	15' 3"	750 lbs.**

* NOTE: Recommended minimum weight requirements for free-standing applications.

** Permanent mount recommended for POLARIS-40 & 40S styles
See page 108

See page 115 for **Frame Finish Options**

MOUNT OPTIONS/BASES:

See page 108 for concrete and in-ground mounting options
See page 109 for steel base weight and base frame options

Striped fabrics must be ordered in pairs, due to cutting requirements.

NOTE: Striped fabrics not available on POLARIS-340RT

Item No.	MSRP Price Group 1	MSRP Price Group 2
	<i>Sunbrella® Awning Grade</i>	<i>O'bravia® Awning Grade Sunbrella®/Outdura®/Dacri® Furniture Grade</i>
POLARIS-30S	-----	-----
POLARIS-35S	-----	-----
POLARIS-340RT	-----	-----
POLARIS-40	-----	-----
POLARIS-40S	-----	-----

SHOWN: OR-27S in 5804 Eggshell





ORION



Features:

- Canopy structure easily detaches for storage
- 8 locking positions with 360° rotation
- Simple to operate crank lift system
- Removable crank handle
- Built-in light adapter
- High-grade stainless steel cable
- Durable high performance hub and fittings
- Galvanized internal mast stem
- Includes internal mast stem cover
- Includes protective cover

Item No.	Size		Canopy Shape	Coverage	Ribs			Min. Base Weight*
	meters	feet						
OR-27S	2.7m	8' 9"	Square	77 sq. ft.	8	9' 3"	2' 4"	350 lbs.
OR-30	3.0m	9' 9"	Octagon	75 sq. ft.	8	8' 11"	3' 6"	350 lbs.
OR-30S	3.0m	9' 9"	Square	95 sq. ft.	8	9' 7"	1' 9"	350 lbs.
OR-40	4.0m	13' 1"	Octagon	134 sq. ft.	8	9' 10"	2' 6"	500 lbs.

* NOTE: Recommended minimum weight requirements for free-standing applications.

See page **115** for **Frame Finish Options**

MOUNT OPTIONS/BASES:

See page **108** for concrete and in-ground mounting options

See page **109** for steel base weight and base frame options

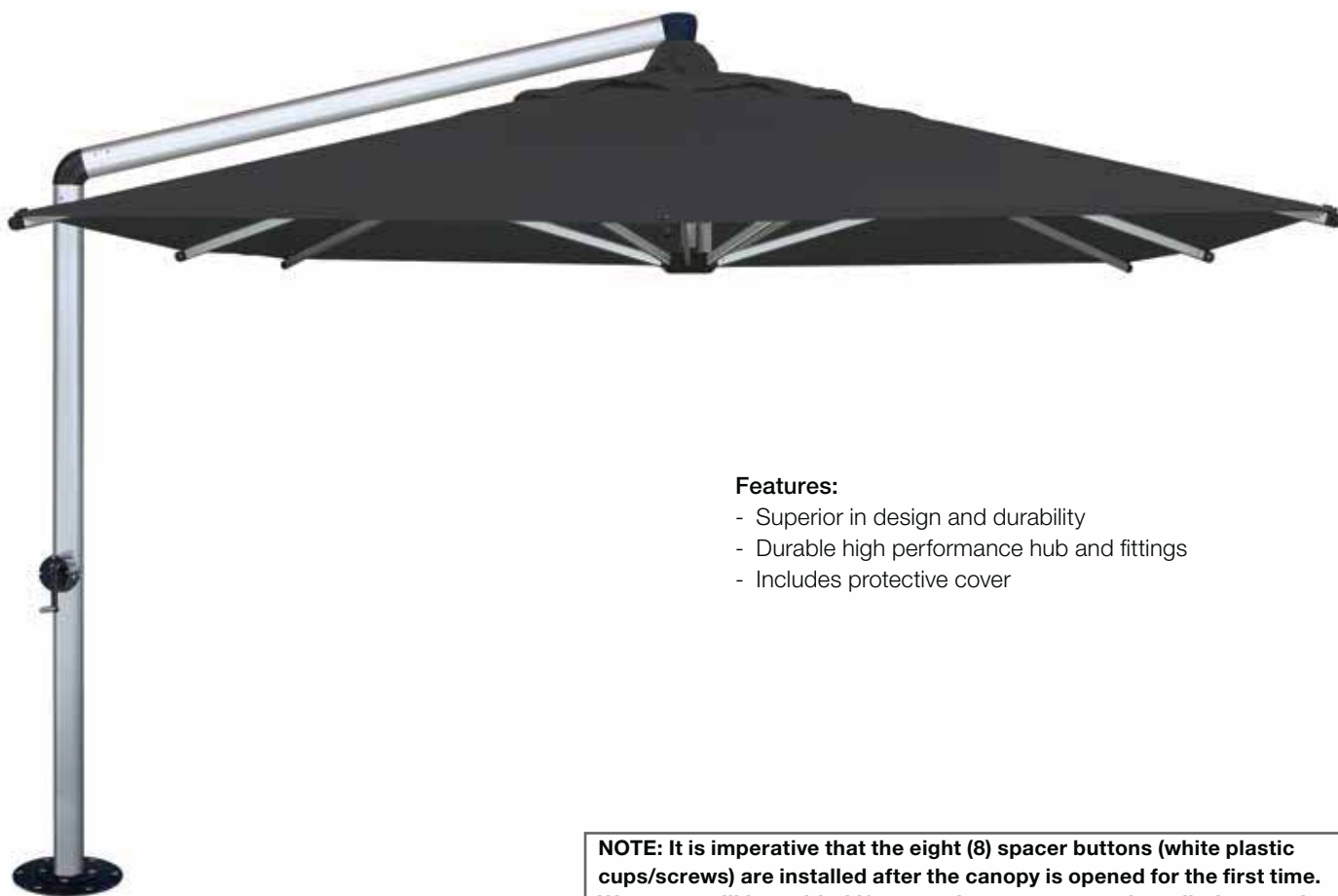
Item No.	MSRP Price Group 1	MSRP Price Group 2
	<i>Sunbrella® Awning Grade</i>	<i>O'bravia® Awning Grade Sunbrella®/Outdura®/Docri® Furniture Grade</i>
OR-27S	-----	-----
OR-30	-----	-----
OR-30S	-----	-----
OR-40	-----	-----

**Striped fabrics must be ordered in pairs,
due to cutting requirements.**

SHOWN: GALAXY-35S in 4608 Black





GALAXY



Features:

- Superior in design and durability
- Durable high performance hub and fittings
- Includes protective cover

NOTE: It is imperative that the eight (8) spacer buttons (white plastic cups/screws) are installed after the canopy is opened for the first time. Warranty will be voided if spacer buttons are not installed properly.

Item No.	Size		Canopy Shape	Coverage	Ribs			Min. Base Weight
	meters	feet						
GALAXY-35S	3.5m	11' 5"	Square	131 sq. ft.	8	10' 1"	1' 4"	Mount
GALAXY-40S	4.0m	13' 1"	Square	172 sq. ft.	8	9' 10"	9"	Mount
GALAXY-50	5.0m	16' 4"	Octagon	210 sq. ft.	8	10' 2"	1' 2"	Mount

See page 115 for **Frame Finish Options**

MOUNT OPTIONS:

See page 108 for concrete and in-ground mounting options.

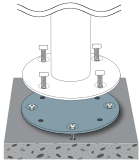
Item No.	MSRP Price Group 1	MSRP Price Group 2
	<i>Sunbrella® Awning Grade</i>	<i>O'bravia® Awning Grade Sunbrella®/Outdura®/Dacri® Furniture Grade</i>
GALAXY-35S	-----	-----
GALAXY-40S	-----	-----
GALAXY-50	-----	-----

Striped fabrics must be ordered in pairs,
due to cutting requirements.

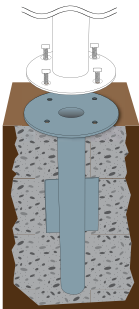
mount options

All Shademaker styles are designed to be mounted. Our Mount Kits (concrete and in-ground applications) are the recommended and preferred method to properly secure your umbrella.

mount kits for libra styles

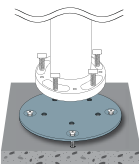


Item No.	Description	Plate Dia.	Thickness	Weight	Cube	MSRP
MKC21	concrete mount kit	8.46"	.47"	6.84 lbs.	.05	-----
		CASE PACK	CASE WEIGHT	CASE CUBE		
		10	83 lbs.	.46		

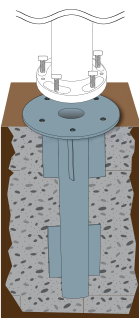


Item No.	Description	Plate Dia.	Thickness	Weight	Cube	MSRP
MKG21	in-ground mount kit	8.39"	.39"	11.69 lbs.	1.08	-----
		Stem Dia: 2.38" Depth: 19.6"				
		CASE PACK	CASE WEIGHT	CASE CUBE		
		4	59 lbs.	4.33		

mount kits for astral-tc, sirius, polaris and orion styles

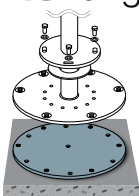


Item No.	Description	Plate Dia.	Thickness	Weight	Cube	MSRP
MKC17	concrete mount kit	8.5"	.63"	9.04 lbs.	.08	-----
		CASE PACK	CASE WEIGHT	CASE CUBE		
		5	51 lbs.	.39		

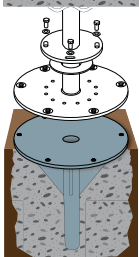


Item No.	Description	Plate Dia.	Thickness	Weight	Cube	MSRP
MKG17	in-ground mount kit	6.3"	.38"	10.04 lbs.	.70	-----
		Stem Dia: 2.38" Depth: 19.53"				
		CASE PACK	CASE WEIGHT	CASE CUBE		
		2	23 lbs.	1.4		

mount kits for galaxy styles



Item No.	Description	Plate Dia.	Thickness	Weight	Cube	MSRP
GMKC21	concrete mount kit	15.125"	.64"	22.05 lbs.	.38	-----



Item No.	Description	Plate Dia.	Thickness	Weight	Cube	MSRP
GMKG21	in-ground mount kit	15.75"	.63"	48.51 lbs.	4.33	-----
		Stem Dia: 2.7" Depth: 18.75"				

steel base weights & frame

Shademaker steel base weights may be purchased individually or in multiple sizes and stacked to meet base weight requirements.

steel base weights for libra styles



Item No.	Weight	Size	Thickness	MSRP
SB50SQ*	50 lbs.	17"	.675"	-----
SB100SQ	100 lbs.	24"	.675"	-----
SB125SQ	125 lbs.	27"	.675"	-----



Item No.	Weight	Size	Thickness	MSRP
SB50R*	50 lbs.	19"	.675"	-----
SB100R	100 lbs.	27"	.675"	-----
SB125R	125 lbs.	30"	.675"	-----

steel base weight
(stacked) combinations



***NOTE:** When stacking steel base weights, the **SB50R** and **SB50SQ** CAN ONLY BE USED AS THE TOP WEIGHT (1) STACKED.

300 lbs.: (2) SB125SQ + (1) SB50SQ (shown)

geomet steel base weight for astral-tc, sirius, polaris and orion styles

NOTE: SM PLATE (Adapter Plate) REQUIRED.



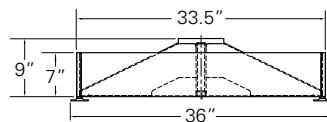
Item No.	Weight	Size	Thickness	MSRP
SBGC100SQ	100 lbs.	26"	.6"	-----
SBGC200SQ	200 lbs.	36"	.6"	-----



(SM) adapter plate;
geomet steel base weight
Black finish

Item No.	Weight	Size	Thickness	MSRP
SM PLATE	8 lbs.	8.5"	.6"	-----

steel base frame for astral-tc, sirius, polaris and orion styles



Stone pavers/weights
not available through
Shademaker.

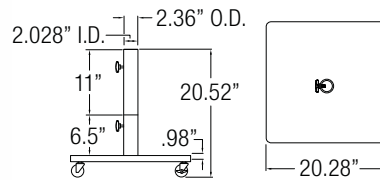
Accommodates 16" stone pavers/weights (sold separately).

****** Stone paver size is 16" square, SB50SQ is 17" square and SB100SQ is 24" square.

Item No.	Size	Cube	Weight	Stone/Plate Weight	Totals	Stone/Steel plate details (Sold separately**)	MSRP
BC05XM	33.5" x 7" / 9"	8.8	72 lbs.	576 lbs.	648 lbs.	Holds up to 16 pavers @ 36 lbs. each	-----

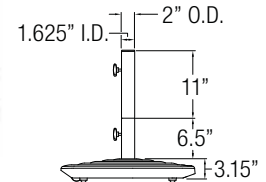
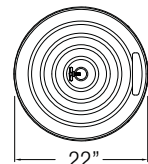
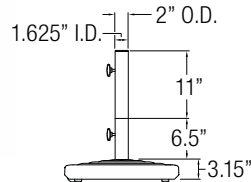
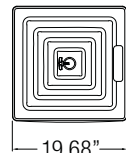
additional **bases** for **libra**

steel base w/casters for libra styles



Item No.	Finish	Weight	Cube	Pallet	MSRP
BSK1209	black	120 lbs.	1.4	16	-----

cast aluminum bases for libra styles

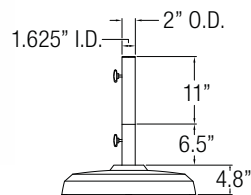
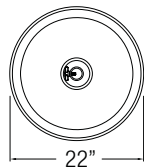


monaco (square) w/wheels & handle

Item No.	Finish	Weight	Cube	Pallet	MSRP
BKMSQ1005T	platinum	100 lbs.	1.75	24	-----
BKMSQ1009	black	100 lbs.	1.75	24	-----


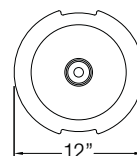
monaco (round) w/wheels & handle

Item No.	Finish	Weight	Cube	Pallet	MSRP
BKM1005T	platinum	100 lbs.	1.75	24	-----
BKM1009	black	100 lbs.	1.75	24	-----



add-on weight for monaco styles

- Optional cast iron weight adds 30 lbs. to our cast aluminum base.



Item No.	Weight	MSRP
BW30	30 lbs.	-----

commercial

Item No.	Finish	Weight	Cube	Pallet	MSRP
BA1509	black	150 lbs.	2.8	12	-----

See page **52-53** for additional Libra base options.

base weight matrix

Item No.	Size	Canopy Shape	Minimum Base Weight	Mount and Base Options		
				RECOMMENDED	Alternate 1	Alternate 2
LIBRA-20S	6' 6"	SQ	100 lbs.	(SB) steel base weight	BKMSQ1005T, BKMSQ1009	BSK1209
LIBRA-25	8' 2"	OCT	100 lbs.	(SB) steel base weight	BKM1005T, BKM1009	BA1509
LIBRA-25S	8' 2"	SQ	100 lbs.	(SB) steel base weight	BKMSQ1005T, BKMSQ1009	BSK1209
ASTRAL-TC-35S	11' 5"	SQ	400 lbs.	mount kit	BC05XM	(2) SBGC200SQ
ASTRAL-TC-40S	13' 1"	SQ	500 lbs.	mount kit	BC05XM	(2) SBGC200SQ + (1) SBGC100SQ
ASTRAL-TC-50*	16' 4"	OCT	600 lbs.	mount kit	BC05XM	(3) SBGC200SQ
ASTRAL-TC-50S*	16' 4"	SQ	700 lbs.	mount kit	(3) SBGC200SQ + (1) SBGC100SQ	n/a
SR-27S	8' 9"	SQ	350 lbs.	mount kit	BC05XM	(2) SBGC200SQ
SR-30	9' 9"	OCT	350 lbs.	mount kit	BC05XM	(2) SBGC200SQ
SR-30S	9' 9"	SQ	350 lbs.	mount kit	BC05XM	(2) SBGC200SQ
SR-35	11' 5"	OCT	450 lbs.	mount kit	BC05XM	(2) SBGC200SQ + (1) SBGC100SQ
POLARIS-30S	9' 9"	SQ	450 lbs.	mount kit	BC05XM	(2) SBGC200SQ + (1) SBGC100SQ
POLARIS-35S	11' 5"	SQ	550 lbs.	mount kit	BC05XM	(3) SBGC200SQ
POLARIS-340RT	10' x 13'	RT	550 lbs.	mount kit	BC05XM	(3) SBGC200SQ
POLARIS-40*	13' 1"	OCT	750 lbs.	mount kit	(4) SBGC200SQ	n/a
POLARIS-40S*	13' 1"	SQ	750 lbs.	mount kit	(4) SBGC200SQ	n/a
OR-27S	8' 9"	SQ	350 lbs.	mount kit	BC05XM	(2) SBGC200SQ
OR-30	9' 9"	OCT	350 lbs.	mount kit	BC05XM	(2) SBGC200SQ
OR-30S	9' 9"	SQ	350 lbs.	mount kit	BC05XM	(2) SBGC200SQ
OR-40	13' 1"	OCT	500 lbs.	mount kit	BC05XM	(2) SBGC200SQ + (1) SBGC100SQ
GALAXY-35S*	11' 5"	SQ	n/a	mount kit	n/a	
GALAXY-40S*	13' 1"	SQ	n/a	mount kit	n/a	
GALAXY-50*	16' 4"	OCT	n/a	mount kit	n/a	

Note: When stacking steel base weights, the **SB50R** and **SB50SQ** can only be used as the top weight.

* It is **HIGHLY recommended** that these items be mounted using our in-ground or concrete mount kits (see page 108).

options

protective covers

Item	Item No. (Protective Cover)	MSRP
LIBRA-20S	CD951	-----
LIBRA-25	CD951	-----
LIBRA-25S	CD950	-----
ASTRAL-TC-35S	CD9004	-----
ASTRAL-TC-40S	CD9005	-----
ASTRAL-TC-50	CD9004	-----
ASTRAL-TC-50S	CD9005	-----
SR-27S	CD16A	-----
SR-30	CD16A	-----
SR-30S	CD16A	-----
SR-35	CD16A	-----

Item	Item No. (Protective Cover)	MSRP
POLARIS-30S	CD36-02	-----
POLARIS-35S	CD36-02	-----
POLARIS-340RT	CD36-02	-----
POLARIS-40	CD36-02	-----
POLARIS-40S	CD36-01	-----
OR-27S	CD26A-1	-----
OR-30	CD26A-1	-----
OR-30S	CD26A-3	-----
OR-40	CD26A-1	-----
GALAXY-35S	CD46-1	-----
GALAXY-40S	CD46-3	-----
GALAXY-50	CD46-1	-----

optional fabric

Optional Fabric	Price
Glen Raven Firesist®	Price Group 1 (+ 25%)



FIRE S I S T® awning fabric combines state-of-the-art flame retardant performance and UV resistance for the commercial awning, canopy and shade markets.

specialty canopy

Item	Available Styles	MSRP
Valance	libra	-----
	astral-tc, sirius, polaris, orion & galaxy	-----
	astral-tc (5.0m) & galaxy (5.0m)	-----
Logo Printing	libra, astral-tc & polaris	Call for pricing
Designer Canopy	libra, astral-tc, sirius, polaris, orion & galaxy	Call for pricing



Logo on OR-30S

replacement canopy

MSRP Price Group 1
Sunbrella®
Awning Grade

MSRP Price Group 2
O'bravia® Awning Grade
Sunbrella®/Outdura®/Docri® Furniture Grade

Item No.	Replacement Canopy Grade	
	MSRP Price Group 1	MSRP Price Group 2
C-LIBRA-20S	-----	-----
C-LIBRA-25	-----	-----
C-LIBRA-25S	-----	-----
C-ASTRAL-TC-35S	-----	-----
C-ASTRAL-TC-40S	-----	-----
C-ASTRAL-TC-50	-----	-----
C-ASTRAL-TC-50S	-----	-----
C-SR-27S	-----	-----
C-SR-30	-----	-----
C-SR-30S	-----	-----
C-SR-35	-----	-----

Item No.	Replacement Canopy Grade	
	MSRP Price Group 1	MSRP Price Group 2
C-POLARIS-30S	-----	-----
C-POLARIS-35S	-----	-----
C-POLARIS-340RT	-----	-----
C-POLARIS-40	-----	-----
C-POLARIS-40S	-----	-----
C-OR-27S	-----	-----
C-OR-30	-----	-----
C-OR-30S	-----	-----
C-OR-35	-----	-----
C-OR-40	-----	-----
C-GALAXY-35S	-----	-----
C-GALAXY-40S	-----	-----
C-GALAXY-50	-----	-----

replacement frame

Item	Item No. (Replacement Frame)	MSRP
LIBRA-20S	LIBRA-20S	-----
LIBRA-25	LIBRA-25	-----
LIBRA-25S	LIBRA-25S	-----
ASTRAL-TC-35S	ASTRAL-TC-35S	-----
ASTRAL-TC-40S	ASTRAL-TC-40S	-----
ASTRAL-TC-50	ASTRAL-TC-50	-----
ASTRAL-TC-50S	ASTRAL-TC-50S	-----
SR-27S	SR-27S	-----
SR-30	SR-30	-----
SR-30S	SR-30S	-----
SR-35	SR-35	-----

Item	Item No. (Replacement Frame)	MSRP
POLARIS-30S	POLARIS-30S	-----
POLARIS-35S	POLARIS-35S	-----
POLARIS-340RT	POLARIS-340RT	-----
POLARIS-40	POLARIS-40	-----
POLARIS-40S	POLARIS-40S	-----
OR-27S	OR-27S	-----
OR-30	OR-30	-----
OR-30S	OR-30S	-----
OR-40	OR-40	-----
GALAXY-35S	GALAXY-35S	-----
GALAXY-40S	GALAXY-40S	-----
GALAXY-50	GALAXY-50	-----


fabrics

Price Group 1

Sunbrella®
awning grade
100% Solution-Dyed
Acrylic



4601 Pacific Blue



4604 Natural



4608 Black



4635 Buttercup



4642 Oyster



4644 Charcoal



4653 Mediterranean
Blue



4666 Logo Red



4677 Tuscan



4683 Parchment

Price Group 2

Sunbrella®/
Outdura®/Docril®
furniture grade
100% Solution-Dyed
Acrylic



5401 Pacific Blue



5403 Jockey Red



5404 Natural



5407 Henna



5408 Black



5413 Spa



5416 Aruba



5417 Tuscan



5422 Antique Beige



5425 Cocoa



5438 Buttercup



5439 Navy



5446 Forest Green



5453 Canvas



5476 Heather Beige



5488 Teak



6407 Aquatic



6433 Neptune



6439 Ink




6447 Surf



6457 Beacon Ash



6461 Taupe



6463 Reseda



6660 Harper Ink
Stripe



6661 Harper Putty
Stripe



6662 Harper Steel
Stripe



6663 Harper Crimson
Stripe




6664 Churchill Beach
Stripe




6666 Paddock Aqua
Stripe




6667 Kinzie Smoke
Stripe




6668 Kinzie Coal
Stripe




6669 Horizon Night
Stripe



6670 Reliant Coast
Stripe



6703 Kinzie Rose
Stripe



6711 Kinzie Grass
Stripe



6733 Kinzie Royal
Stripe



7816 Tango Glacier



7822 Mosaic Tile




7825 Tango Truffle



7853 Tango Pearl



8318 Sesame Linen



14059 Haze



14067 Mushroom



40428 Cast Ash



40433 Cast Silver




40434 Cast Slate



40456 Cast Lagoon



40524-01 Trusted
Fog Stripe



40524-02 Trusted
Coast Stripe




40584-01 Surround
Dusk Stripe



48080 Spectrum
Indigo




48103S Cast Ocean



48135-01 Bliss Sand



48135-02 Bliss Onyx



48135-04 Bliss Pebble



54011 Ginkgo



54048 Charcoal



56079 Milano Char
Stripe



56080 Milano Cobalt
Stripe



56095 Astoria Sunset
Stripe



56096 Astoria Lagoon
Stripe



58039 Gateway Mist
Stripe

Price Group 2
O'bravia®
awning grade
100% Solution-Dyed
Polyester



5801 Cobalt



5803 Red



5804 Eggshell



5808 Black



5816 Aqua



5822 Khaki



5825 Mocha



5827 Chocolate



5839 Navy



5850 Kiwi



5851 Fog

NOTE: *Striped fabrics must be ordered in pairs, due to cutting requirements.*

frame finish collection




SS
Silver Shadow



UB
Urban Black
*Special Order**



AB
Architectural Bronze
*Special Order**



AW
Arctic White
*Special Order**

**Special order frame finishes have a minimum order quantity. Contact your sales representative for more information and specific lead times. Not available on Astral-TC styles.*

TABLE OF CONTENTS

JCP.101 CENTERPOST ALU 7.5' JCP101-23S 9' JCP101-28	118-119
JCP.201 CENTERPOST ALU 15' JCP201-45	120-121
JCP.301 SIDEPOST ALU 10' JCP301-30S 11.5' JCP301-35	122-123
JCP.401 SIDEPOST ALU 10'x14' JCP401-343RT 13' JCP401-40	124-125
JCP.501 QUAD SIDEPOST ALU 10' JCP501	126-127
FINISHES & FABRICS	128
BASES & MOUNT OPTIONS REPLACEMENT PARTS & OPTIONS	129
ACCESSORIES	130
TERMS & CONDITIONS	132-134
WARRANTY / GUARANTEE	136



A photograph of a garden setting with a row of wooden lounge chairs. Each chair has a light blue cushion and a rolled-up grey towel. Large, light-colored patio umbrellas are open over the chairs. The background is filled with lush green trees and a clear blue sky. The ground is covered in dry, brownish grass.

O
jardinico®
CARACTÈRE





SHOWN: JCP101-23S (TK - Alu Teak) in 10022 Natté Grey Chiné

Visit www.jardinicousa.com for more product information.

JCP.101 CENTERPOST ALU

 7.5 ft Square / 2.3m x 2.3m
 9 ft Hexagon / Ø 2.8m



	6.42 ft (1.96m)	7.44 ft (2.27m)
	6.81 ft (2.08m)	7.63 ft (2.33m)

See page 128 for Finish & Fabric Options.

ITEM NO.	SIZE	CANOPY SHAPE	RIBS	FEATURES	MSRP
JCP101-23S	7.5 ft x 7.5 ft (2.3m x 2.3m)	Square	4	<ul style="list-style-type: none"> Aluminum Magnodraulic Push-Up Lift System Self-Locking Canopy Fasteners Single Wind Vent Protective Cover 	-----
JCP101-28	9 ft (2.8m)	Hexagon	6		-----

ITEM NO.	DESCRIPTION	SIZE	FEATURES	MSRP
JCB101	Base (with wheels) - 100 lbs.	19.68" x 19.68" x 3.14"	<ul style="list-style-type: none"> Powder Coated, Hot Galvanized Steel Base with Locking Wheels 	-----

CONTACT DEALER FOR
PRICING & MORE INFORMATION

*Compatible base must be purchased with frame & canopy. Mount kit option not available.

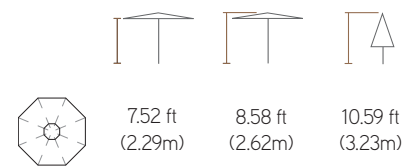


SHOWN: JCP201-45 (CC - Charcoal) in 10020 Natté White

Visit www.jardinicousa.com for more product information.

JCP.201 CENTERPOST ALU

☼ 15 ft Octagon / Ø 4.5m



See page 128 for Finish & Fabric Options.

ITEM NO.	SIZE	CANOPY SHAPE	RIBS	FEATURES		MSRP
JCP201-45	15 ft (4.5m)	Octagon	8	<ul style="list-style-type: none">• Aluminum• Telescopic Crank Lift System• Self-Locking Canopy Fasteners	<ul style="list-style-type: none">• Single Wind Vent• Internal Mast Stem Cover• Protective Cover	-----
ITEM NO.	DESCRIPTION	SIZE		FEATURES		MSRP
JCB201	Base (with wheels) - 350 lbs.	39.37" x 39.37" x 6.29"		<ul style="list-style-type: none">• Powder Coated, Hot Galvanized Steel Base with Locking Wheels		-----

CONTACT DEALER FOR
PRICING & MORE INFORMATION

*Compatible base or mount kit must be purchased with frame & canopy. For available mount kit options, see page 129.



SHOWN: JCP301-30S (TK - Alu Teak) in 10020 Natté White

Visit www.jardinicousa.com for more product information.

JCP.301 SIDEPOST ALU

☐ 10 ft Square / 3.0m x 3.0m

⬡ 11.5 ft Octagon / Ø 3.5m



Infinite Tilt
Front to Back, Left to Right



6.89 ft
(2.10m)

7.64 ft
(2.33m)

12.64 ft
(3.85m)

9.73 ft
(2.97m)

3.89 ft
(1.19m)



7.06 ft
(2.15m)

7.58 ft
(2.31m)

12.98 ft
(3.96m)

10.04 ft
(3.06m)

3.48 ft
(1.06m)

See page 128 for Finish & Fabric Options.

ITEM NO.	SIZE	CANOPY SHAPE	RIBS	FEATURES		MSRP
JCP301-30S	10 ft x 10 ft (3.0m x 3.0m)	Square	8	<ul style="list-style-type: none">• Aluminum• 360° Rotation• Crank Lift System• Infinite Tilt (front to back, left to right)	<ul style="list-style-type: none">• Self-Locking Canopy Fasteners• Single Wind Vent	-----
JCP301-35	11.5 ft (3.5m)	Octagon	8		<ul style="list-style-type: none">• Internal Mast Stem Cover• Protective Cover	-----

ITEM NO.	DESCRIPTION	SIZE	FEATURES	MSRP
JCB301	Base (with wheels) - 350 lbs.	39.37" x 39.37" x 6.29"	<ul style="list-style-type: none">• Powder Coated, Hot Galvanized Steel Base with Locking Wheels	-----

CONTACT DEALER FOR
PRICING & MORE INFORMATION

*Compatible base or mount kit must be purchased with frame & canopy. For available mount kit options, see page 129.



SHOWN: JCP401-343RT (SS - Silver Anodized) in 5404 Natural

Visit www.jardinicousa.com for more product information.

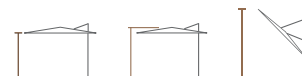
JCP.401 SIDEPOST ALU

 10 ft x 14 ft Rectangle / 3.0m x 4.3m

 13 ft Octagon / Ø 4.0m



Infinite Tilt
Front to Back



7.48 ft
(2.28m)

8.49 ft
(2.59m)

12.51 ft
(3.81m)



6.52 ft
(1.99m)

7.54 ft
(2.30m)

14.49 ft
(4.42m)

See page 128 for Finish & Fabric Options.

ITEM NO.	SIZE	CANOPY SHAPE	RIBS	FEATURES		MSRP
JCP401-343RT	10 ft x 14 ft (3.0m x 4.3m)	Rectangle	8	<ul style="list-style-type: none"> Aluminum 360° Rotation Crank Lift System Infinite Tilt (front to back) 	<ul style="list-style-type: none"> Self-Locking Canopy Fasteners Single Wind Vent Internal Mast Stem Cover Protective Cover 	-----
JCP401-40	13 ft (4.0m)	Octagon	8			-----

ITEM NO.	DESCRIPTION	SIZE	FEATURES	MSRP
JCB401	Base (with wheels) - 540 lbs.	39.37" x 39.37" x 7.08"	<ul style="list-style-type: none"> Powder Coated, Hot Galvanized Steel Base with Locking Wheels 	-----

CONTACT DEALER FOR
PRICING & MORE INFORMATION

*Compatible base or mount kit must be purchased with frame & canopy. For available mount kit options, see page 129.

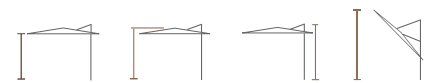


SHOWN: JCP501 in 5404 Natural

Visit www.jardinicousa.com for more product information.

JCP.501 QUAD SIDEPOST ALU

 10 ft Square / 3.0m x 3.0m



7.50 ft
(2.29m)

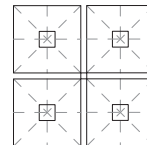
8.25 ft
(2.51m)

9.75 ft
(2.97m)

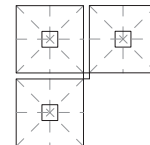
16.33 ft
(4.98m)



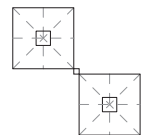
Infinite Tilt Front to Back - Canopies can open and tilt individually



JCP501



JCP501-P3



JCP501-P2

See page 128 for Finish & Fabric Options.

ITEM NO.	DESCRIPTION	CANOPY SHAPE	RIBS	FEATURES		MSRP
JCP501	Frame & (4) Canopies	Square 10 ft.	8 per canopy	<ul style="list-style-type: none"> Aluminum Up to 430.5 sq. ft. of Coverage Crank Lift System Infinite Tilt (front to back) Each Canopy Opens and Tilts Individually 	<ul style="list-style-type: none"> Self-Locking Canopy Fasteners Single Wind Vent Internal Mast Stem Cover Protective Cover 	-----
JCP501-P3	Frame & (3) Canopies					-----
JCP501-P2	Frame & (2) Canopies					-----

CONTACT DEALER FOR
PRICING & MORE INFORMATION

*Mount kit must be purchased with frame & canopy. For mount kit options, see page 129.


See page 129 for optional (one-piece) Gutter.

FINISHES & FABRICS

Finishes



SS
Silver Anodized



CC
Charcoal



MW
Matte White
(Special Order)




TK
Alu Teak
Not available on JCP201
(Special Order, 5% Upcharge)


Fabrics



10020
Natté
White




10022
Natté
Grey Chiné



10059
Natté
Dark Taupe



10065
Natté
Carbon Beige



5403
Jockey
Red



5404
Natural



5408
Black



5416
Aruba



5417
Tuscan




5439
Navy




5476
Heather
Beige



40428
Cast Ash



40434
Cast Slate



54011
Ginkgo

*Sunbrella® Furniture Grade (non-stock) fabrics available.
(Special Order, 10% Upcharge)*

Call for availability.

BASE & MOUNT OPTIONS

Compatible Base with Locking Wheels

Base finish matches frame finish except for TK (Alu Teak) which uses the CC (Charcoal) finish.



Locking
all weather wheels
rotate 360°.

ITEM NO.	DESCRIPTION	SIZE	WEIGHT	FEATURES	MSRP
JCB101	Base (with wheels)	19.68" x 19.68" x 3.14"	100 lbs.	Powder Coated, Hot Galvanized Steel Base with Locking Wheels	-----*
JCB201		39.37" x 39.37" x 6.29"	350 lbs.		-----*
JCB301		39.37" x 39.37" x 6.29"	350 lbs.		-----*
JCB401		39.37" x 39.37" x 7.08"	540 lbs.		-----*

*Compatible base must be purchased with frame & canopy. Compatible base not available for JCP.501.

Compatible Mount Kits

Mount Kit options for concrete and in-ground mounting.

SERIES	MOUNT KIT	ITEM NO.	MSRP
JCP.201 JCP.301	Concrete**	JCB-MKC21	-----***
	In-Ground	JCB-MKG16	-----***
JCP.401 JCP.501	Concrete**	JCB-MKC25	-----***
	In-Ground	JCB-MKG25	-----***

**Available in CC - Charcoal & 5T - Platinum
MUST CHOOSE FINISH WHEN ORDERING.

DISCLAIMER: The mount kit should only be professionally installed by a licensed contractor. Jardinico® assumes no liability and expressly disclaims any responsibility for injuries or damages arising from or related to the failure of buyer to have the mount kit installed by a licensed professional contractor. Jardinico makes no warranty except as expressly stated herein, and no warranty except Title to Materials furnished shall be implied with respect to this order.

DISCLAIMER OF WARRANTIES: Except as herein expressly set forth, this product is sold "as is" and "with all faults", and without any implied warranty of merchantability -- which warranty is hereby expressly excluded. This product is sold without any implied warranty of fitness for a particular purpose -- which warranty is hereby expressly excluded. Moreover, there are no warranties which extend beyond the description on the face hereof.

***Compatible mount kit must be purchased with frame & canopy.
Mount kit not available for JCP.101.

REPLACEMENT PARTS & OPTIONS

Replacement Canopy

SERIES	FRAME	ITEM NO.	MSRP
JCP.101	JCP101-23S	CJ1-23SQ	-----
	JCP101-28	CJ1-28H	-----
JCP.201	JCP201-45	CJ2-45	-----
JCP.301	JCP301-30S	CJ3-30SQ	-----
	JCP301-35	CJ3-35	-----
JCP.401	JCP401-343RT	CJ4-343RT	-----
	JCP401-40	CJ4-40	-----
JCP.501	JCP501	CJ5-30SQ	----- ea.

CONTACT DEALER FOR
PRICING & MORE INFORMATION

Replacement Protective Covers

SERIES	ITEM NO.	MSRP
JCP.101 (All sizes)	JA-CP902	-----
JCP.301 (All sizes)	JA-CD35D	-----
JCP.401 (All sizes)	JA-CD36-02	-----
JCP.501	JA-CD39	-----

Optional (one-piece) Gutter

Custom made and available for JCP.501 styles.



To span big surfaces and canalize rain-water, you can connect several umbrellas with a gutter.

ITEM NO. **JCG**
MSRP: ----- ea.

ACCESSORIES

CONTACT DEALER FOR
PRICING & MORE INFORMATION

ANTIBES WINE TUB



ITEM NO.	HEIGHT	WIDTH	MSRP
JCA-ANT-WTB	9.5"	18.13"	-----

ANTIBES WINE COOLER



ITEM NO.	HEIGHT	WIDTH	MSRP
JCA-ANT-WCO	11.5"	10.63"	-----

ANTIBES LANTERN



ITEM NO.	SIZE	HEIGHT	WIDTH	MSRP
JCA-ANT-SM	Small	15.7"	8.0"	-----
JCA-ANT-MD	Medium	19.7"	8.0"	-----
JCA-ANT-LG	Large	31.5"	12.5"	-----

MOROCCAN LANTERN



ITEM NO.	SIZE	HEIGHT	WIDTH	MSRP
JCA-MOR-SM	Small	15.0"	11.0"	-----
JCA-MOR-MD	Medium	19.7"	11.0"	-----
JCA-MOR-LG	Large	26.8"	11.0"	-----



Lights sold separately



Shade as a style statement.


jardinico®
CARACTÈRE

shademaker
architectural shade



 **jardinico**[®]
CARACTÈRE





Shown:

Umbrella:

UM8091

DC5 Style

5404 Natural / 5403 Jockey Red

Base Option:

BA500