



2019 PRODUCT DATA



UNILOCK®
DESIGNED TO CONNECT.

UNILOCK® QUALITY GUARANTEED



GOOD CLASSIC

Our budget-friendly, Unilock Classic pavers and walls are manufactured to exceed ASTM standards for quality and strength. Available in classic shapes and styles, these products utilize a traditional **product mix of large and small aggregates**, that's consistent from top to bottom, with color mixed throughout.

BETTER ENDURACOLOR™

The refined surface of Unilock Enduracolor products is achieved with a **two step manufacturing process** that combines a base of coarser aggregates for a **stronger foundation**, with concentrated color and **wear-resistant finer aggregates on top**. This process protects the surface from the appearance of fading over time because the top layer prevents large, lighter color aggregates from ever showing through.

BEST ELEGANCE™

Deep, rich colors and a multitude of **unique Realta™ textures** combine to deliver the timeless beauty of Unilock Elegance. From the timeworn look of European cobblestones, to the classic luxury of riven natural stone slabs, our Elegance collection offers styles you can't get anywhere else and thanks to Ultima Concrete, the look you purchase is the look that will last, with up to **4x the strength** of poured in place concrete.



EXCLUSIVE UNILOCK TECHNOLOGIES

REALTA™

Ultra realistic textures cast from Natural Stone, brick and historic cobblestones.

ULTIMA™

A proprietary manufacturing process creates pavers with up to four times the strength of poured concrete.

COLORFUSION™

A proprietary technology that disperses color randomly for a natural granite-like appearance.

EASYSOAK™

Factory sealed to provide integral surface protection from stains

There are two Clean Factors (CF®) to choose from:

CLEAN FACTORS (CF)	CF 90	CF 100
Pavers are pre-sealed at the factory	*	*
Enhanced resistance to weathering	*	*
Reduced dirt absorption	*	**
Stains from leaves, coffee, ketchup, mustard, wine and BBQ oils are easier to remove	*	**

NEW YORK

2019



PAGE UNIT PAVERS

2	Anchorlock®	
2	Antara®	
3	Artline™	
4	Beacon Hill Flagstone™	
4	Beacon Hill™ Smooth	
5	Bristol Valley® EasyClean	
5	Brussels Block®	
6	Camelot™	
6	Cassova™	
7	City Park Paver™	
7	Copthorne®	
8	Courtstone®	
8	Dura Mat™	
9	Eco-Line®	
9	Eco-Optiloc™	
10	Eco-Priora™	
11	Eco-Promenade™	
11	Hollandstone™	
12	Holland Premier™	NEW
12	Il Campo®	
13	Mattoni	
13	Optiloc®	
14	Promenade® Paver	
15	Richcliff®	
15	Senzo™	
16	Series™	
16	Skyline™ Slab	NEW
17	Thornbury™	
17	Thornbury™ Smooth	NEW
18	Town Hall®	
18	Transition™	
19	Treo™ Premier	
20	Tribeca Cobble™	NEW
19	Turfstone™	
20	Uni Eco-Stone®	
21	Umbriano®	
22	Westport™ EasyClean	NEW

PAGE RETAINING WALLS

23	Brussels Dimensional System™
24	Concord Wall™
25	DuraHold®
26	DuraHold2®
27	Estate Wall®
29	Lineo™ Dimensional Stone
30	Rivercrest® Wall
32	Roman Wall®
33	SienaStone®
34	U-Cara®
36	Brussels Fullnose™ and Fullnose Edger™
36	Universal Coping
36	Architectural Pillar Cap
37	Ledgestone™ Steps & Coping

PAGE NATURAL STONE & PORCELAIN

38	Natural Stone
40	Porcelain

PRODUCT & INSTALLATION INFORMATION

41	Unilock Firepits
44	Unilock Elements
46	Cleaners and Sealers
48	Adhesive and Sand
49	Edge Restraints
50	Unilock DriveGrid
51	Tools & Accessories
52	Important Notes
53	Laying Patterns
56	Finishes
57	Product Directory


ANCHORLOCK®



NATURAL
SPECIAL ORDER



STANDARD
8⁷/₈" x 8⁷/₈" x 3¹/₈"
22.5cm x 22.5cm x 8cm
SPECIAL ORDER



Stones & Bundling	Unit	SqFt Per				Per Bundle		Soldier LnFt Per			Sailor LnFt per			Units Per			Lbs Per		
	Thickness	Bundle	Layer	Section	Stone	Layers	Sections	SqFt	Section	Bundle	SqFt	Section	Bundle	SqFt	Section	Bundle	Layer	Section	Bundle
Uxbridge Manufacturing																			
Standard	3 ¹ / ₈ " (8cm)	78.70	11.24		0.40	7	-	-	-	-	-	-	-	2.49	-	196	420	-	2,937

Notes: Special Order from standard colors - Lead time required. Minimum quantities apply. This product is optimized for mechanical installation.

*Sold in full bundles only. 1/3 stones incorporated within the standard bundle. All measurements are nominal.

Internal Use Only. ANC BO

ANTARA®



ALMOND GROVE



GRANITE



SIERRA



LARGE RECTANGLE
6" x 9" x 2³/₈"
15cm x 22.5cm x 6cm



SQUARE
6" x 6" x 2³/₈"
15cm x 15cm x 6cm



Stones & Bundling	Unit	SqFt Per				Per Bundle		Soldier LnFt Per			Sailor LnFt per			Units Per			Lbs Per		
	Thickness	Bundle	Layer	Section	Stone	Layers	Sections	SqFt	Section	Bundle	SqFt	Section	Bundle	SqFt	Section	Bundle	Layer	Section	Bundle
Uxbridge Manufacturing																			
Rectangle 6cm	2 ³ / ₈ " (6cm)	104.06		20.81	0.39	-	5	0.78	26.6	132.9	-	-	-	2.60	54	270		585	2,927
Square 6cm	2 ³ / ₈ " (6cm)	97.75		13.96	0.26	-	7	0.53	26.6	186.0	-	-	-	3.87	54	378		391	2,737

Notes: All measurements are nominal.

Internal Use Only. ANT BO



STEEL MOUNTAIN
SMOOTH PREMIER



TUSCANY
SMOOTH PREMIER



COPPER RIDGE
SMOOTH PREMIER



FRENCH GREY
UMBRIANO FINISH










WINTER MARVEL
UMBRIANO FINISH



2 COLOR BLEND
BLENDED ON SITE



							Individual units cannot be sold separately	Random Bundle
6¾" x 4⅞" x 2¾" (16.9cm x 12.5cm x 7cm)	10⅜" x 4⅞" x 2¾" (26.25cm x 12.5cm x 7cm)	13⅜" x 4⅞" x 2¾" (33.75cm x 12.5cm x 7cm)	17¾" x 4⅞" x 2¾" (45cm x 12.5cm x 7cm)	8⅞" x 7½" x 2¾" (22.5cm x 18.75cm x 7cm)	13⅜" x 7½" x 2¾" (33.75cm x 18.75cm x 7cm)	17¾" x 7½" x 2¾" (45cm x 18.75cm x 7cm)		

Stones & Bundling	Unit	SqFt Per				Per Bundle		Soldier LnFt Per			Sailor LnFt per			Units Per			Lbs Per		
	Thickness	Bundle	Layer	Section	Stone	Layers	Sections	SqFt	Section	Bundle	SqFt	Section	Bundle	SqFt	Section	Bundle	Layer	Section	Bundle
Brewster Manufacturing																			
Random Bundle		93.25	11.66			8	-	-	-	-	-	-	-	-	-	192	373	-	2,986
10⅜" x 4⅞"	2¼" (7cm)	11.30	-	-	0.35	-	-	-	-	-	-	-	27.56	2.83	-	32	-	-	-
13⅜" x 4⅞"	2¼" (7cm)	14.53	-	-	0.45	-	-	-	-	-	-	-	35.43	2.20	-	32	-	-	-
13⅜" x 7½"	2¼" (7cm)	10.90	-	-	0.68	-	-	-	-	-	-	-	17.72	1.47	-	16	-	-	-
17¾" x 4⅞"	2¼" (7cm)	19.38	-	-	0.61	-	-	-	-	-	-	-	47.24	1.65	-	32	-	-	-
17¾" x 7½"	2¼" (7cm)	14.53	-	-	0.91	-	-	-	-	-	-	-	23.62	1.10	-	16	-	-	-
6¾" x 4⅞"	2¼" (7cm)	7.28	-	-	0.23	-	-	-	-	-	-	-	17.74	4.40	-	32	-	-	-
8⅞" x 7½"	2¼" (7cm)	14.53	-	-	0.45	-	-	-	-	-	-	-	23.62	2.20	-	32	-	-	-

Notes: **Product sold in full bundles only.** All measurements are nominal. **Important:** Textured surfaces require a buffer between the plate compactor and the paver surface to prevent scuffing. Contact Unilock for information.

Internal Use Only. ART NY

BEACON HILL FLAGSTONE™

ENDURACOLOR™



ALMOND GROVE



BAVARIAN



COFFEE CREEK



NEW YORK BLEND



SIERRA



STEEL MOUNTAIN



TUSCANY



FOSSIL



LARGE RECTANGLE
21" x 14" x 2 3/8"
54cm x 36cm x 6cm



SQUARE
14" x 14" x 2 3/8"
36cm x 36cm x 6cm



SMALL RECTANGLE
7" x 14" x 2 3/8"
18cm x 36cm x 6cm

Random Bundle
Individual units cannot
be sold separately



XL UNIT
21 x 35 x 2 3/8"
53 x 88 x 6cm
SOLD SEPARATELY

	Unit	SqFt Per				Per Bundle		Soldier LnFt Per			Sailor LnFt per			Units Per			Lbs Per		
Stones & Bundling	Thickness	Bundle	Layer	Section	Stone	Layers	Sections	SqFt	Section	Bundle	SqFt	Section	Bundle	SqFt	Layer	Bundle	Layer	Section	Bundle
Brewster Manufacturing																			
Random Bundle		93.62	10.40	-	-	9	-	-	-	-	-	-	-	0.77	-	72	282	-	2,541
Large Rectangle	2⅜" (6cm)		-	-	2.09	-	-	-	-	-	-	-	-	0.48	2	18	-	-	-
Small Rectangle	2⅜" (6cm)		-	-	0.70	-	-	-	-	-	-	-	-	1.43	3	27	-	-	-
Square	2⅜" (6cm)		-	-	1.40	-	-	-	-	-	-	-	-	0.72	3	27	-	-	-
XL Unit	2⅜" (6cm)	94.16	10.46	-	-	9	-	-	-	-	-	-	-	-	2	18	287	-	2,584

Notes: **Sold in full bundles only.** All measurements are nominal. **Important:** Textured surfaces require a buffer between the plate compactor and the paver surface to prevent scuffing. Contact Unilock for information. **6cm product is not intended for vehicular applications. 8cm thickness available upon request. Please contact your local representative for details**

Internal Use Only. BHF NY

BEACON HILL™ SMOOTH

ENDURACOLOR™




SIERRA



STEEL MOUNTAIN



TUSCANY



COPPER RIDGE



FOSSIL
NEW FOR 2019



LARGE RECTANGLE
21" x 14" x 2 3/8"
54cm x 36cm x 6cm



SQUARE
14" x 14" x 2 3/8"
36cm x 36cm x 6cm



SMALL RECTANGLE
7" x 14" x 2 3/8"
18cm x 36cm x 6cm

Random Bundle
Individual units cannot
be sold separately



XL UNIT
21 x 35 x 2 3/8"
53 x 88 x 6cm
SOLD SEPARATELY

	Unit	SqFt Per				Per Bundle		Soldier LnFt Per			Sailor LnFt per			Units Per			Lbs Per		
Stones & Bundling	Thickness	Bundle	Layer	Section	Stone	Layers	Sections	SqFt	Section	Bundle	SqFt	Section	Bundle	SqFt	Section	Bundle	Layer	Section	Bundle
Brewster Manufacturing																			
Random Bundle		93.62	10.40	-	-	9	-	-	-	-	-	-	-	0.77	-	72	282	-	2,541
Large Rectangle	2⅜" (6cm)	37.67	-	-	2.09	-	-	-	-	-	-	-	-	0.48	-	18	-	-	-
Small Rectangle	2⅜" (6cm)	18.83	-	-	0.70	-	-	-	-	-	-	-	-	1.43	-	27	-	-	-
Square	2⅜" (6cm)	37.67	-	-	1.40	-	-	-	-	-	-	-	-	0.72	-	27	-	-	-
XL Unit	2⅜" (6cm)	94.16	10.46	-	-	9	-	-	-	-	-	-	-	-	2	18	287	-	2,584

Notes: **Sold in full bundles only.** All measurements are nominal. **Important:** Textured surfaces require a buffer between the plate compactor and the paver surface to prevent scuffing. Contact Unilock for information. **6cm product is not intended for vehicular applications. 8cm thickness available upon request. Please contact your local representative for details.**

Internal Use Only. BHF NY



BAVARIAN



STEEL MOUNTAIN

TECHNICAL ADVANTAGE**EasyClean™ Stain Resistance - CF 90**

An integral surface protection that allows for easier cleanup of spills when they happen, and before a stain can develop.



LARGE RECTANGLE
21" x 14" x 2⅜"
54cm x 36cm x 6cm



SQUARE
14" x 14" x 2⅜"
36cm x 36cm x 6cm



SMALL RECTANGLE
7" x 14" x 2⅜"
18cm x 36cm x 6cm

Random Bundle
Individual units cannot
be sold separately

	Unit	SqFt Per				Per Bundle		Soldier LnFt Per			Sailor LnFt per			Units Per			Lbs Per		
Stones & Bundling	Thickness	Bundle	Layer	Section	Stone	Layers	Sections	SqFt	Section	Bundle	SqFt	Section	Bundle	SqFt	Section	Bundle	Layer	Section	Bundle
Uxbridge Manufacturing																			
Random Bundle		104.00	10			10	-	-	-	-	-	-	-	-	-	80	293	-	2,929
Large Rectangle	2⅝" (6cm)	41.68	-	-	2.08	-	-	-		-	-			0.48		20	-	-	-
Small Rectangle	2⅝" (6cm)	20.77	-	-	0.69	-	-	-		-	-			1.43		30	-	-	-
Square	2⅝" (6cm)	41.55	-	-	1.40		-	-		-	-			0.72		30	-	-	-

Notes: **Sold in full bundles only.** All measurements are nominal. **Important:** Textured surfaces require a buffer between the plate compactor and the paver surface to prevent scuffing. Contact Unilock for information. **Product is not intended for vehicular applications.**

Internal Use Only. BRV NY

BRUSSELS BLOCK®



ALMOND GROVE



COFFEE CREEK



LIMESTONE



NEW YORK BLEND



SANDSTONE



SIERRA



XL STONE
8¼" x 13¾" x 2¾"
20.8cm x 34.8cm x 7cm



STANDARD STONE
6⅞" x 8¼" x 2¾"
17.3cm x 20.8cm x 7cm



HALF STONE
4⅞" x 6⅞" x 2¾"
10.4cm x 17.3cm x 7cm

	Unit	SqFt Per				Per Bundle		Soldier LnFt Per			Sailor LnFt per			Units Per			Lbs Per		
Stones & Bundling	Thickness	Bundle	Layer	Section	Stone	Layers	Sections	SqFt	Section	Bundle	SqFt	Section	Bundle	SqFt	Section	Bundle	Layer	Section	Bundle
Uxbridge Manufacturing																			
Half	2¾" (7cm)	88.70	-	12.67	0.20	-	7	0.58	21.8	152.9	0.34	37.38	261.63	5.05	64	448	-	398	2,789
Standard	2¾" (7cm)	88.60	-	12.66	0.40	-	7	0.68	18.7	130.8	0.58	21.84	152.86	2.53	32	224	-	398	2,788
XI	2¾" (7cm)	76.53	-	25.51	0.80	-	3	1.17	21.8	65.5	0.70	36.54	109.61	1.25	32	96	-	836	2,507

Notes: All measurements are nominal.

Internal Use Only. BBK BO

CAMELOT™



ALMOND GROVE



CHARCOAL
6" X 9" ONLY



GRANITE



RUSTIC RED



SIERRA



LARGE RECTANGLE
6" x 9" x 2 3/8"
15cm x 22.5cm x 6cm



SQUARE
6" x 6" x 2 3/8"
15cm x 15cm x 6cm



Stones & Bundling	Unit	SqFt Per				Per Bundle		Soldier LnFt Per			Sailor LnFt per			Units Per			Lbs Per		
	Thickness	Bundle	Layer	Section	Stone	Layers	Sections	SqFt	Section	Bundle	SqFt	Section	Bundle	SqFt	Section	Bundle	Layer	Section	Bundle
Uxbridge Manufacturing																			
Rectangle	2 3/8" (6cm)	112.50	-	22.50	0.42	-	5	0.85	26.6	132.9	-	-	-	2.40	54	270	-	630	3,150
Square	2 3/8" (6cm)	116.00	-	16.57	0.876	-	7	0.56	29.5	206.7	-	-	-	3.62	60	420	-	464	3,247


Notes: Special Order - Lead time required. Sold in full bundles only. All measurements are nominal.

Internal Use Only. CAM BO

CASSOVA™



ALMOND GROVE



GRANITE



SIERRA



STANDARD
4 1/4" x 8 1/2" x 2 3/8"
10.8cm x 21.8cm x 6cm




Stones & Bundling	Unit	SqFt Per				Per Bundle		Soldier LnFt Per			Sailor LnFt per			Units Per			Lbs Per		
	Thickness	Bundle	Layer	Section	Stone	Layers	Sections	SqFt	Section	Bundle	SqFt	Section	Bundle	SqFt	Section	Bundle	Layer	Section	Bundle
Uxbridge Manufacturing																			
Rectangle 6cm	2 3/8" (6cm)	95.06	-	19.01	0.26	-	5	0.75	25.5	127.6	-	-	-	3.79	72	360	-	532	2,661

Notes: Product is shipped on a refundable skid. All measurements are nominal.

Internal Use Only. CAS BO




CUSTOM COLORS & FINISHES AVAILABLE



BRUSHED FINISH

SMOOTH PREMIER
FINISH

UMBRIANO® FINISH



WASHED FINISH

8" x 8" x 3/8"
20cm x 20cm x 8cm
SPECIAL ORDER8" x 8" x 2 3/4"
20cm x 20cm x 7cm
SPECIAL ORDER

Stones & Bundling	Unit	SqFt Per				Per Bundle		Soldier LnFt Per			Sailor LnFt per			Units Per			Lbs Per		
	Thickness	Bundle	Layer	Section	Stone	Layers	Sections	SqFt	Section	Bundle	SqFt	Section	Bundle	SqFt	Section	Bundle	Layer	Section	Bundle
Brewster Manufacturing																			
Non-Permeable	2 3/4" (7cm)	73.92			0.39	-	-	-	-	-	-	-	-	2.60	-	192	-	-	2,450
Permeable	3 1/8" (8cm)	59.24			0.39	-	-	-	-	-	-	-	-	2.60	-		-	-	2,168

Notes: **Special Order - Lead Time Required. Minimum quantities apply. Sold in full bundles only** and is shipped on a refundable skid. Follow installation procedures for brushed and smooth finished. Permeable version is also available by special order. Contact Unilock for more information. All measurements are nominal.

Internal Use Only. CPP NY

COPTHORNE®



BURGUNDY RED



BURNT CLAY



OLD OAK

BURGUNDY RED/
BURNT CLAY/OLD OAK
Sold Separately/
Blended on Site

BASALT



STEEL BLUE

STANDARD
2 1/2" x 7 7/8" x 2 3/8"
6.5cm x 20cm x 6cm

TECHNICAL ADVANTAGES

Reala™ Surface Technology

Ultra-realistic textures cast from natural stone, brick and historic cobblestones.

Ultima™ Concrete Technology

This proprietary manufacturing process creates pavers and walls with up to four times the strength of poured concrete.



Stones & Bundling	Unit	SqFt Per				Per Bundle		Soldier LnFt Per			Sailor LnFt per			Units Per			Lbs Per		
	Thickness	Bundle	Layer	Section	Stone	Layers	Sections	SqFt	Section	Bundle	SqFt	Section	Bundle	SqFt	Section	Bundle	Layer	Section	Bundle
Ayr Manufacturing																			
Full Bundle	2 3/8" (6cm)	89.20	11.15		0.150	8	-	0.7	-	127.9	0.23	49.21	393.69	6.73	75	600	294	-	2,349
Half Bundle	2 3/8" (6cm)	44.60	11.15		0.150	4	-	0.7	-	64.0	0.23	-	196.85	6.73	-	300	294	-	1,174

Notes: ***Sold in full or half bundles only** and is shipped on a refundable skid. All measurements are nominal. **Important:** Textured surfaces require a buffer between the plate compactor and the paver surface to prevent scuffing. **Read the Polymeric Sand advisory on page 49.** Contact Unilock for information.

Internal Use Only. COP ON



BASALT



BELGIAN BLUE



DAWN MIST



PEBBLE TAUPE


 BASALT/
BELGIAN BLUE
Sold Separately/
Blended on Site

 DAWN MIST/
PEBBLE TAUPE
Sold Separately/
Blended on Site

TECHNICAL ADVANTAGES

Reala™ Surface Technology

Ultra-realistic textures cast from natural stone, brick and historic cobblestones.

Ultima™ Concrete Technology

This proprietary manufacturing process creates pavers and walls with up to four times the strength of poured concrete.


 XL RECTANGLE
5 1/8" x 8 3/8" x 2 3/8"
13cm x 21.5cm x 6cm

 LARGE RECTANGLE
5 1/8" x 7 1/4" x 2 3/8"
13cm x 18.5cm x 6cm

 RECTANGLE
5 1/8" x 6 1/2" x 2 3/8"
13cm x 16.5cm x 6cm

 SMALL RECTANGLE
5 1/8" x 5 3/4" x 2 3/8"
13cm x 14.5cm x 6cm

 SQUARE
5 1/8" x 5 1/8" x 2 3/8"
13cm x 13cm x 6cm

Individual units cannot
be sold separately
Random Bundle

Stones & Bundling	Unit	SqFt Per				Per Bundle		Soldier LnFt Per			Sailor LnFt per			Units Per			Lbs Per		
	Thickness	Bundle	Layer	Section	Stone	Layers	Sections	SqFt	Section	Bundle	SqFt	Section	Bundle	SqFt	Section	Bundle	Layer	Section	Bundle
Ayr Manufacturing																			
Full Bundle		98.30	12.29			8	-	-	-	-	-	-	221.5	3.91	-	384	291	-	2,326
Large Rectangle	2 3/8" (6cm)	16.57	-	-	0.26	-	-	-	-	-	0.43	-	38.8	3.86	-	64	-	-	-
Rectangle	2 3/8" (6cm)	14.78	-	-	0.23	-	-	-	-	-	0.43	-	34.6	4.33	-	64	-	-	-
Small Rectangle	2 3/8" (6cm)	12.99	-	-	0.20	-	-	-	-	-	0.43	-	30.4	4.93	-	64	-	-	-
Square	2 3/8" (6cm)	11.64	-	-	0.18	-	-	-	-	-	0.43	-	27.3	5.50	-	64	-	-	-
XL Rectangle	2 3/8" (6cm)	38.51	-	-	0.30	-	-	-	-	-	0.43	-	90.3	3.32	-	128	-	-	-
Half Bundle		49.15	12.29			4	-	-	-	-	-	-	110.8	3.91	-	192	291	-	1,163
Large Rectangle	2 3/8" (6cm)	8.28	-	-	0.26	-	-	-	-	-	0.43	-	19.4	3.86	-	32	-	-	-
Rectangle	2 3/8" (6cm)	7.39	-	-	0.23	-	-	-	-	-	0.43	-	17.3	4.33	-	32	-	-	-
Small Rectangle	2 3/8" (6cm)	6.49	-	-	0.20	-	-	-	-	-	0.43	-	15.2	4.93	-	32	-	-	-
Square	2 3/8" (6cm)	5.82	-	-	0.18	-	-	-	-	-	0.43	-	13.6	5.50	-	32	-	-	-
XL Rectangle	2 3/8" (6cm)	19.25	-	-	0.30	-	-	-	-	-	0.43	-	45.1	3.32	-	64	-	-	-

Notes: ***Sold in full or half bundles only** and is shipped on a refundable skid. All measurements are nominal. **Important:** Textured surfaces require a buffer between the plate compactor and the paver surface to prevent scuffing. **Read the Polymeric Sand advisory on page 49.** Contact Unilock for information.

Internal Use Only. CRT ON

DURA-MAT™


 NATURAL
SPECIAL ORDER

 STANDARD
19 3/4" x 19 3/4" x 4"
50cm x 50cm x 10cm
SPECIAL ORDER



Stones & Bundling	Unit	SqFt Per				Per Bundle		Soldier LnFt Per			Sailor LnFt per			Units Per			Lbs Per		
	Thickness	Bundle	Layer	Section	Stone	Layers	Sections	SqFt	Section	Bundle	SqFt	Section	Bundle	SqFt	Section	Bundle	Layer	Section	Bundle
Gormley Manufacturing																			
Standard	4" (10cm)	78.40	11.20		2.80	7	-	-	-	-	-	-	-	0.36	-	28	320	-	2,240

Notes: **Sold in full bundles only** and is shipped on a refundable skid. All measurements are nominal.

Internal Use Only. DMT ON



CUSTOM COLORS & FINISHES AVAILABLE




BRUSHED FINISH



SMOOTH PREMIER
FINISH



STANDARD FINISH



WASHED FINISH

				Individual units cannot be sold separately	Random Bundle
14" x 3 5/16" x 4" (35.7cm x 8.4cm x 10cm)	12 1/2" x 3 5/16" x 4" (31.7cm x 8.4cm x 10cm)	11" x 3 5/16" x 4" (27.7cm x 8.4cm x 10cm)	9 3/8" x 3 5/16" x 4" (23.7cm x 8.4cm x 10cm)		
14" x 4 1/2" x 4" (35.7cm x 11.4cm x 10cm)	12 1/2" x 4 1/2" x 4" (31.7cm x 11.4cm x 10cm)	11" x 4 1/2" x 4" (27.7cm x 11.4cm x 10cm)	9 3/8" x 4 1/2" x 4" (23.7cm x 11.4cm x 10cm)		




	Unit	SqFt Per				Per Bundle		Soldier LnFt Per			Sailor LnFt per			Units Per			Lbs Per		
Stones & Bundling	Thickness	Bundle	Layer	Section	Stone	Layers	Sections	SqFt	Section	Bundle	SqFt	Section	Bundle	SqFt	Section	Bundle	Layer	Section	Bundle
Brewster Manufacturing																			
Random Bundle		55.17														192			2,522
11 x 3.3125	4" (10cm)	6.01	-	-	0.25	-	-	-	-	-	-	-	-	3.99	-	24	-	-	-
11 x 4.5	4" (10cm)	8.16	-	-	0.34	-	-	-	-	-	-	-	-	2.94	-	24	-	-	-
12.5 x 3.3125	4" (10cm)	6.88	-	-	0.29	-	-	-	-	-	-	-	-	3.49	-	24	-	-	-
12.5 x 4.5	4" (10cm)	9.34	-	-	0.39	-	-	-	-	-	-	-	-	2.57	-	24	-	-	-
14x3.3125	4" (10cm)	10.51	-	-	0.44	-	-	-	-	-	-	-	-	2.28	-	24	-	-	-
14 x 4.5	4" (10cm)	7.75	-	-	0.32	-	-	-	-	-	-	-	-	3.10	-	24	-	-	-
9.375 x 3.3125	4" (10cm)	5.14	-	-	0.21	-	-	-	-	-	-	-	-	4.67	-	24	-	-	-
9.375 x 4.5	4" (10cm)	6.98	-	-	0.29	-	-	-	-	-	-	-	-	3.44	-	24	-	-	-

Notes: **Sold in full bundles only.** ALL Eco-Line is Special Order. Custom finish and color options are available - Ask your Territory Manager.
All measurements are nominal.

Internal Use Only. EOL ON



CUSTOM COLORS & FINISHES AVAILABLE




BRUSHED FINISH



SMOOTH PREMIER
FINISH



STANDARD FINISH



WASHED FINISH



STANDARD
10 1/4" x 10 1/4" x 3 1/8"
26cm x 26cm x 8cm
SPECIAL ORDER



	Unit	SqFt Per				Per Bundle		Soldier LnFt Per			Sailor LnFt per			Units Per			Lbs Per		
Stones & Bundling	Thickness	Bundle	Layer	Section	Stone	Layers	Sections	SqFt	Section	Bundle	SqFt	Section	Bundle	SqFt	Section	Bundle	Layer	Section	Bundle
Uxbridge Manufacturing																			
Standard	3 1/8" (8cm)	64.33	9.19		0.51	7	-	-	-	-	-	-	-	1.96	-	126	292	-	2,047

Notes: **Most standard colors are available by special order only and subject to minimum quantities.** Contact your representative for details. This product is optimized for mechanical installation. **Sold in full bundles only** and is shipped on a refundable skid. All measurements are nominal. **Important:** Textured surfaces require a buffer between the plate compactor and the paver surface to prevent scuffing. Contact Unilock for information.

Internal Use Only. EOP BO




GRANITE



SIERRA



STANDARD FINISH



LARGE SQUARE
10" x 10" x 3 1/8"
24cm x 24cm x 8cm
SPECIAL ORDER




RECTANGLE
5" x 10" x 3 1/8"
12cm x 24cm x 8cm




SQUARE
5" x 5" x 3 1/8"
12cm x 12cm x 8cm
SPECIAL ORDER



TUMBLLED FINISH
SPECIAL ORDER
5" x 10" x 3 1/8" &
10" x 10" x 3 1/8" only



Stones & Bundling	Unit	SqFt Per				Per Bundle		Soldier LnFt Per			Sailor LnFt per			Units Per			Lbs Per		
	Thickness	Bundle	Layer	Section	Stone	Layers	Sections	SqFt	Section	Bundle	SqFt	Section	Bundle	SqFt	Section	Bundle	Layer	Section	Bundle
Uxbridge Manufacturing																			
10"x10"	3 1/8" (8cm)	86.60	12.37		0.62	7	-	0.79	-	110.2	0.79	-	110.25	1.62	-	140	443	-	3,099
5"x10"	3 1/8" (8cm)	74.59	10.66		0.30	7	-	0.77	-	96.4	0.39	-	192.89	3.28	-	245	381	-	2,669
5"x5"	3 1/8" (8cm)	74.59	10.66		0.15	7	-	0.39	-	192.9	0.39	-	192.89	6.57	-	490	381	-	2,669




BRUSHED FINISH



SMOOTH PREMIER
FINISH



UMBRIANO® FINISH



WASHED FINISH



LARGE SQUARE
10" x 10" x 3 1/8"
24cm x 24cm x 8cm
SPECIAL ORDER



RECTANGLE
5" x 10" x 3 1/8"
12cm x 24cm x 8cm
SPECIAL ORDER



SQUARE
5" x 5" x 3 1/8"
12cm x 12cm x 8cm
SPECIAL ORDER




Stones & Bundling	Unit	SqFt Per				Per Bundle		Soldier LnFt Per			Sailor LnFt per			Units Per			Lbs Per		
	Thickness	Bundle	Layer	Section	Stone	Layers	Sections	SqFt	Section	Bundle	SqFt	Section	Bundle	SqFt	Section	Bundle	Layer	Section	Bundle
Brewster Manufacturing																			
10"x10"	3 1/8" (8cm)	86.60	12.37		0.62	7	-	0.79	-	110.2	0.79	-	110.25	1.62	-	140	443	-	3,099
5"x10"	3 1/8" (8cm)	74.59	10.66		0.30	7	-	0.77	-	96.4	0.39	-	192.89	3.28	-	245	381	-	2,669
5"x5"	3 1/8" (8cm)	74.59	10.66		0.15	7	-	0.39	-	192.9	0.39	-	192.89	6.57	-	490	381	-	2,669

Notes: **Special Order - Lead Time Required. Minimum quantities apply. Sold in full bundles only. Permeable - can be installed to allow water to flow through.** Eco-Priora™ can be manufactured in a variety of custom colors and textures. Specially graded aggregates must be used for the joints. Contact Unilock for information. All measurements are nominal.

Internal Use Only. EPA Std BO / EPA ILC-UMB NY




CUSTOM COLORS & FINISHES AVAILABLE



BRUSHED FINISH

SMOOTH PREMIER
FINISH

UMBRIANO® FINISH



WASHED FINISH

Eco-Promenade pavers are available in these finishes. Customized colors and finishes can be made to complement your design requirements. Contact us for details.

3" x 12" x 4"
7.5cm x 30cm x 10cm4" x 16" x 4"
10cm x 40cm x 10cm

Stones & Bundling	Unit	SqFt Per				Per Bundle		Soldier LnFt Per			Sailor LnFt per			Units Per			Lbs Per		
	Thickness	Bundle	Layer	Section	Stone	Layers	Sections	SqFt	Section	Bundle	SqFt	Section	Bundle	SqFt	Section	Bundle	Layer	Section	Bundle
Brewster Manufacturing																			
3"X12" Permeable	4" (10cm)	53.30	10.66		0.242	5	-	-	-	-	-	-	-	4.13	-	220	483	-	2,415
4"X16" Permeable	4" (10cm)	51.67	10.33		0.431	5	-	1.31	-	39.37	0.33	-	157.48	2.32	-	120	455	-	2,275

Notes: **Special Order - Lead Time Required.** Sold in full bundles only. **Permeable - can be installed to allow water to flow through.** All measurements are nominal.

Internal Use Only. ECP NY

HOLLANDSTONE™



ALMOND GROVE



CHARCOAL



GRANITE



RED



RUSTIC RED



SIERRA

HOLLANDSTONE
4" x 8" x 2 3/8"
10cm x 20cm x 6cm

Stones & Bundling	Unit	SqFt Per				Per Bundle		Soldier LnFt Per			Sailor LnFt per			Units Per			Lbs Per		
	Thickness	Bundle	Layer	Section	Stone	Layers	Sections	SqFt	Section	Bundle	SqFt	Section	Bundle	SqFt	Section	Bundle	Layer	Section	Bundle
Uxbridge Manufacturing																			
4" x 8"	2 3/8" (6cm)	106.40		17.73	0.219	-	6	0.667	26.6	159.4	0.33	53.15	318.9	4.57	81	486		465	2,789
4" x 8"	3 1/8" (8cm)	82.50		13.75	0.218	-	6	0.665	20.7	124.0	0.33	41.34	248.04	4.58	63	378		491	2,944

Notes: Standard finish. **Special Order - Lead time required.** *Sold in full bundles only. Also available in 2 3/4" (7cm) and 3 1/8" (8cm) as special order minimum quantities apply. All measurements are nominal.

Internal Use Only. HOL BO



ALMOND GROVE



CHARCOAL



GRANITE



RED



RUSTIC RED



SIERRA



HOLLAND PREMIER
4" x 8" x 2 3/8"
10cm x 20cm x 6cm



Stones & Bundling	Unit	SqFt Per				Per Bundle		Soldier LnFt Per			Sailor LnFt per			Units Per			Lbs Per		
	Thickness	Bundle	Layer	Section	Stone	Layers	Sections	SqFt	Section	Bundle	SqFt	Section	Bundle	SqFt	Section	Bundle	Layer	Section	Bundle
Brewster Manufacturing																			
4" x 8"	2 3/8" (6cm)	106.40	11.82	-	0.219	9	-	0.667	-	159.4	-	-	318.9	4.57	-	486	309	-	2,777

Notes: **Read the Polymeric Sand advisory on Page 49. Important:** Textured surfaces require a buffer between the plate compactor and the paver surface to prevent scuffing. All measurements are nominal.

Internal Use Only. HPR OH

IL CAMPO®



GRANITE BLEND
Available only in 8x16
(7cm) & 8x24 (10cm)



DARK CHARCOAL
Available only in
4x8 (7cm)



SANDSTONE
Available only in
8x16 (7cm)
NEW FOR 2019



8" x 16" x 2 3/4"
20cm x 40cm x 7cm
SPECIAL ORDER
NEW FOR 2019



4" x 8" x 2 3/4"
10cm x 20cm x 7cm
SPECIAL ORDER



Stones & Bundling	Unit	SqFt Per				Per Bundle		Soldier LnFt Per			Sailor LnFt per			Units Per			Lbs Per		
	Thickness	Bundle	Layer	Section	Stone	Layers	Sections	SqFt	Section	Bundle	SqFt	Section	Bundle	SqFt	Section	Bundle	Layer	Section	Bundle
10cm - Georgetown Manufacturing; 7cm Pickering Manufacturing																			
4" x 8"	2 3/4" (7cm)	94.60	11.82		0.219	8	-	0.667	-	141.8	0.334	-	283.6	4.57	-	432	377	-	3,021
8" x 16"	2 3/4" (7cm)	82.67	10.33		0.861	8	-	1.312	-	63.0	0.656	-	126.0	1.16	-	96	343	-	2,746
8" x 24"	4" (10cm)	51.67	10.33		1.292	5	-	1.969	-	26.2	0.656	-	78.7	0.77	-	40	478	-	2,391
4" x 12"	4" (10cm)	58.13	11.63		0.323	5	-	0.984	-	59.1	0.328	-	177.2	3.10	-	180	532	-	2,659

Notes: **Special Order - Lead Time Required.** Il Campo® is sold in full bundles only on a refundable skid. All measurements are nominal. **Important:** A urethane rubber mat must be used to prevent scuffing. **Read the Polymeric Sand advisory on page 50.** Contact your Unilock Territory Manager for further information.

Internal Use Only. ILC ON

MATTONI

ENDURACOLOR



COCOA BROWN



DARK CHARCOAL



SABLE BLEND



2½" x 9½" x 2¾"
6cm x 24cm x 7cm


Stones & Bundling	Unit	SqFt Per				Per Bundle		Soldier LnFt Per			Sailor LnFt per			Units Per			Lbs Per		
	Thickness	Bundle	Layer	Section	Stone	Layers	Sections	SqFt	Section	Bundle	SqFt	Section	Bundle	SqFt	Section	Bundle	Layer	Section	Bundle
Georgetown Manufacturing																			
Standard	2¾" (7cm)	89.28	11.16		0.155	8	-	0.787	-	113.4	0.197	-	453.5	6.45	-	576	357	-	2,859

Notes: Sold in full bundles only. All measurements are nominal. **Important:** Textured surfaces may require a buffer between the plate compactor and the paver surface to prevent scuffing. [Read the Polymeric Sand advisory on page 49.](#) Contact Unilock for information.

Internal Use Only. MAT ON

OPTILOC®

CUSTOM COLORS & FINISHES AVAILABLE




BRUSHED FINISH



SMOOTH PREMIER
FINISH



STANDARD FINISH



WASHED FINISH



STANDARD
10¼" x 10¼" x 3⅞"
26cm x 26cm x 8cm


SPECIAL ORDER



Stones & Bundling	Unit	SqFt Per				Per Bundle		Soldier LnFt Per			Sailor LnFt per			Units Per			Lbs Per		
	Thickness	Bundle	Layer	Section	Stone	Layers	Sections	SqFt	Section	Bundle	SqFt	Section	Bundle	SqFt	Section	Bundle	Layer	Section	Bundle
Brewster Manufacturing																			
Standard	3⅞" (8cm)	68.76	9.82		0.537	7	-	-	-	-	-	-	-	1.86	-	128	359	-	2,516

Notes: **Special Order - Lead Time Required. Minimum quantities apply. Sold in full bundles only** and is shipped on a refundable skid. Contact your representative for details. This product is optimized for mechanical installation. All measurements are nominal.


Internal Use Only. OPT NY&NE




BRUSHED FINISH



SMOOTH PREMIER
FINISH



UMBRIANO® FINISH



WASHED FINISH



8" x 24" x 4"
(20cm x 60cm x 10cm)
SPECIAL ORDER



6" x 24" x 2¾"
(15cm x 60cm x 7cm)
SPECIAL ORDER



4" x 16" x 4"
(10cm x 40cm x 10cm)
SPECIAL ORDER



4" x 12" x 4"
(10cm x 30cm x 10cm)
SPECIAL ORDER



3" x 12" x 4"
(10cm x 30cm x 10cm)
SPECIAL ORDER

Stones & Bundling	Unit	SqFt Per				Per Bundle		Soldier LnFt Per			Sailor LnFt per			Units Per			Lbs Per		
	Thickness	Bundle	Layer	Section	Stone	Layers	Sections	SqFt	Section	Bundle	SqFt	Section	Bundle	SqFt	Section	Bundle	Layer	Section	Bundle
Brewster Manufacturing																			
4" x 12"	4" (10cm)	58.13	11.63		0.363	5	-	1.11	-	52.49	0.37	-	157.48	2.75	-	160	532	-	2,659
4" x 16"	4" (10cm)	51.67	10.33		0.431	5	-	1.31	-	39.37	0.33	-	157.48	2.32	-	120	455	-	2,275
6" x 24"	2¾" (7cm)	93.00	11.63				-		-			-			-		372	-	2,977
8" x 24"	4" (10cm)	51.67	10.33		1.292	5	-	1.97	-	26.25	0.66	-	78.74	0.77	-	40	490	-	2,449
3" x 12"	4" (10cm)	53.30	10.66		0.242	5	-	-	-		-	-	-	4.13	-	220	483	-	2,415

Notes: **Special Order** - Lead time required. **Sold in full bundles only.** See your Unilock Sales Representative for choices of colors and finishes to complement your design requirements. All measurements are nominal.

Internal Use Only. PMD NY



DAWN MIST



PEBBLE TAUPE



SMOKE SHALE



DAWN MIST/
PEBBLE TAUPE
Sold Separately/
Blended on Site



		
RECTANGLE 12" x 9" x 2 3/8" 30cm x 22.6cm x 6cm	SQUARE 9" x 9" x 2 3/8" 22.6cm x 22.6cm x 6cm	SMALL RECTANGLE 6" x 9" x 2 3/8" 15cm x 22.6cm x 6cm

Random Bundle
Individual units cannot
be sold separately



LARGE RECTANGLE
21 x 12 x 2 3/8"
52.8 x 30.2 x 6cm
SOLD SEPARATELY

TECHNICAL ADVANTAGES

Reala™ Surface Technology

Ultra-realistic textures cast from natural stone, brick and historic cobblestones.


Ultima™ Concrete Technology

This proprietary manufacturing process creates pavers and walls with up to four times the strength of poured concrete.


Stones & Bundling	Unit	SqFt Per				Per Bundle		Soldier LnFt Per			Sailor LnFt per			Units Per			Lbs Per		
	Thickness	Bundle	Layer	Section	Stone	Layers	Sections	SqFt	Section	Bundle	SqFt	Section	Bundle	SqFt	Section	Bundle	Layer	Section	Bundle
Ayr Manufacturing																			
Full Bundle		90.30	11.29	-	-	8	-	-	-	-	-	-	134.2	-	-	160	322	-	2,574
Rec 12" X 9"	2 3/8" (6cm)	-	-		0.73	-					0.74		63.0	1.37		64	-		
Small Rec 6" X 9"	2 3/8" (6cm)	-	-		0.36	-					0.49		47.5	2.74		64	-		
Square 9" X 9"	2 3/8" (6cm)	-	-		0.55	-					0.74		23.7	1.82		32	-		
Half Bundle		45.15	11.29	-	-	4	-	-	-	-	-	-	67.1	-	-	80	322	-	1,287
Rec 12" X 9"	2 3/8" (6cm)	-	-		0.73	-					0.74		31.5	1.37		32	-		
Small Rec 6" X 6"	2 3/8" (6cm)	-	-		0.36	-					0.49		23.7	2.74		32	-		
Square 9" X 9"	2 3/8" (6cm)	-	-		0.55	-					0.74		11.9	1.82		16	-		
Large Rectangle	2 3/8" (6cm)	82.38	10.30	-	1.716	8	-	-	-	-	-	-	-	-	-	48	-	-	2,410

Notes: **Sold as full bundles or half bundles only** on a refundable skid. All measurements are nominal. **Important:** Textured surfaces require a buffer between the plate compactor and the paver surface to prevent scuffing. **Read the Polymeric Sand advisory and review Polymeric Sand and Sealer Usage chart on page 49.** Contact Unilock for information.

Internal Use Only. RIC ON



CASTANO
SPECIAL ORDER



CREMA
SPECIAL ORDER



NUVOLO
SPECIAL ORDER



RECTANGLE
SPECIAL ORDER
8" x 16" x 2 3/4"
20.8cm x 41.6cm x 7cm

TECHNICAL ADVANTAGE

EasyClean™ Stain Resistance - CF 100

An integral surface protection that allows for easier cleanup of spills when they happen, and before a stain can develop.



Stones & Bundling	Unit	SqFt Per				Per Bundle		Soldier LnFt Per			Sailor LnFt per			Units Per			Lbs Per		
	Thickness	Bundle	Layer	Section	Stone	Layers	Sections	SqFt	Section	Bundle	SqFt	Section	Bundle	SqFt	Section	Bundle	Layer	Section	Bundle
Georgetown Manufacturing																			
8"x16"	2 3/4" (7cm)	82.67	10.33		0.861	8	-	1.26	-	65.51	0.63	-	131.02	1.16	-	96	331	-	2,710

Notes: Product sold in full bundle quantities. **Senzo is Special Order with lead time required.** Product is shipped on skids. Colors shown should be used only as a guide. Colors should always be chosen from actual samples. All measurements are nominal. **Important:** Textured surfaces require a buffer between the plate compactor and the paver surface to prevent scuffing. **Read the Polymeric Sand advisory on page 49.**


Internal Use Only. SZO ON



BLACK GRANITE
AVAILABLE IN 4"X8"
& 6"X6" ONLY



PEPPERED GRANITE
RANDOM BUNDLE
ONLY



	Unit	SqFt Per				Per Bundle		Soldier LnFt Per			Sailor LnFt per			Units Per			Lbs Per		
Stones & Bundling	Thickness	Bundle	Layer	Section	Stone	Layers	Sections	SqFt	Section	Bundle	SqFt	Section	Bundle	SqFt	Section	Bundle	Layer	Section	Bundle
Brewster Manufacturing (6cm):																			
Random Bundle		93.62	10.40	-		9	-	-	-	-	-	-	-	-	-	72	282	-	2,541
Large Rectangle	2⅜" (6cm)	37.67	-		2.09	-		-	-	-	-	-	-	0.48	2	18	-		-
Small Rectangle	2⅜" (6cm)	18.83	-		0.70	-		-	-	-	-	-	-	1.43	3	27	-		-
Square	2⅜" (6cm)	37.67	-		1.40	-		-	-	-	-	-	-	0.72	3	27	-		-
Brewster Manufacturing (7cm):																			
12" x 12"	2¾" (7cm)	93.04	-	23.26	0.97	-	4	0.985	23.6	94.5	0.98	23.62	94.49	1.03	24	96	-	745	2,980
4" x 8"	2¾" (7cm)	94.32	-	15.72	0.22	-	6	0.665	23.6	141.7	0.33	47.24	283.47	4.58	72	432	-	492	2,950
6" x 12"	2¾" (7cm)	93.04	-	23.26	0.49	-	4	0.985	23.6	94.5	0.49	47.24	188.98	2.06	48	192	-	745	2,979
6" x 6"	2¾" (7cm)	81.36	-	11.62	0.24	-	7	0.492	23.6	165.4	0.49	23.62	165.36	4.13	48	336	-	372	2,605

Notes: Sold in full bundles only. **Lead Time Required for special order. Minimum quantities apply.** 3 1/8" (8cm) thick product is available by special order only. Custom colors and finishes available. Minimum quantities apply. See terms and conditions of sale. All measurements are nominal. **Important:** Textured surfaces require a buffer between the plate compactor and the paver surface to prevent scuffing. **Read the Polymeric Sand advisory on page 49.** Contact Unilock for information. **

Internal Use Only. S3K NY/ON

SKYLINE SLAB

NEW FOR 2019

ENDURACOLOR™



LIGHT BUFF



MEDIUM GREY



	Unit	SqFt Per				Per Bundle		Soldier LnFt Per			Sailor LnFt per			Units Per			Lbs Per		
Stones & Bundling	Thickness	Bundle	Layer	Section	Stone	Layers	Sections	SqFt	Section	Bundle	SqFt	Section	Bundle	SqFt	Section	Bundle	Layer	Section	Bundle
Marengo Manufacturing																			
24" x 24" Slab	2" (5cm)	77.50	8.00	-	3.876	9	-	-	-	-	-	-	-	0.25	-	20	197	-	1,776

Notes: Sold in full bundles only. All measurements are nominal. **Important:** Textured surfaces may require a buffer between the plate compactor and the paver surface to prevent scuffing. **Read the Polymeric Sand advisory on page 49.** Contact Unilock for information.

Internal Use Only. MAT CH



ALMOND GROVE




BAVARIAN



NEW YORK BLEND




SIERRA



Stones & Bundling	Unit	SqFt Per				Per Bundle		Soldier LnFt Per			Sailor LnFt per			Units Per			Lbs Per		
	Thickness	Bundle	Layer	Section	Stone	Layers	Sections	SqFt	Section	Bundle	SqFt	Section	Bundle	SqFt	Section	Bundle	Layer	Section	Bundle
Brewster Manufacturing																			
Random Full Bundle		88.61	11.08	-		8	-	-	-	-	-	-	-	-	-	96	355	-	2,838
Large Rectangle	2 3/4" (7cm)	-	-		1.582	-							-	0.63		32	-		-
Medium Rectangle	2 3/4" (7cm)	-	-		0.791	-							-	1.26		32	-		-
Small Rectangle	2 3/4" (7cm)	-	-		0.391	-							-	2.56		32	-		-

Notes: ***Sold in full bundles only.** Permeable - can be installed to allow water to flow through. All measurements are nominal. **Important:** Textured surfaces require a buffer between the plate compactor and the paver surface to prevent scuffing.

Internal Use Only. THB NY

ALMOND GROVE
SPECIAL ORDERSTEEL MOUNTAIN
SPECIAL ORDER

Stones & Bundling	Unit	SqFt Per				Per Bundle		Soldier LnFt Per			Sailor LnFt per			Units Per			Lbs Per		
	Thickness	Bundle	Layer	Section	Stone	Layers	Sections	SqFt	Section	Bundle	SqFt	Section	Bundle	SqFt	Section	Bundle	Layer	Section	Bundle
Brewster Manufacturing																			
Random Full Bundle		88.61	11.08	-		8	-	-	-	-	-	-	-	-	-	-	355	-	2,838
Large Rectangle	2 3/4" (7cm)	-	-		1.582	-								0.63		32	-		-
Medium Rectangle	2 3/4" (7cm)	-	-		0.791	-								1.26		32	-		-
Small Rectangle	2 3/4" (7cm)	-	-		0.391	-								2.56		32	-		-

Notes: ***Sold in full bundles only.** Special order with lead time required. Minimum quantities apply. Permeable - can be installed to allow water to flow through. All measurements are nominal. **Important:** Textured surfaces require a buffer between the plate compactor and the paver surface to prevent scuffing.

Internal Use Only. THB NY



BURGUNDY RED



BURNT CLAY



OLD OAK

BURGUNDY RED
BURNT CLAY/OLD OAK
Sold Separately/
Blended on Site

BASALT



HERITAGE RED



HERITAGE CLAY

HERITAGE 3 COLOR BLEND
Sold Separately/
Blended on SiteSTANDARD - Full & Half Bundles
4" x 9 3/4" x 2 3/4"
10cm x 25cm x 7cm

TECHNICAL ADVANTAGES

Reala™ Surface Technology

Ultra-realistic textures cast from natural stone, brick and historic cobblestones.

Ultima™ Concrete Technology

This proprietary manufacturing process creates pavers and walls with up to four times the strength of poured concrete.

Stones & Bundling	Unit	SqFt Per				Per Bundle		Soldier LnFt Per			Sailor LnFt per			Units Per			Lbs Per		
	Thickness	Bundle	Layer	Section	Stone	Layers	Sections	SqFt	Section	Bundle	SqFt	Section	Bundle	SqFt	Section	Bundle	Layer	Section	Bundle
Ayr Manufacturing																			
Standard - Full Bundle	2 3/4" (7cm)	88.41			0.276	8	-	0.842	-	105.0	-	-	-	3.62	-	320	364	-	2,888
Standard - Half Bundle	2 3/4" (7cm)	44.20			0.276	4	-	0.842	-	52.5	-	-	-	3.62	-	160	364	-	1,456

Notes: **Sold as full bundles or half bundles only.** Permeable - can be installed to allow water to flow through. All measurements are nominal. **Important:** Textured surfaces require a buffer between the plate compactor and the paver surface to prevent scuffing. [Read the Polymeric Sand advisory and review Polymeric Sand and Sealer Usage chart on page 49.](#) Contact Unilock for information.

Internal Use Only. TWH ON

TRANSITION™

ENDURACOLOR™



ALMOND GROVE



NEW YORK BLEND



SIERRA

RECTANGLE
6" x 9" x 2 3/8"
15cm x 23cm x 6cm

BAVARIAN



STEEL MOUNTAIN

SQUARE
6" x 6" x 2 3/8"
15cm x 15cm x 6cm

Stones & Bundling	Unit	SqFt Per				Per Bundle		Soldier LnFt Per			Sailor LnFt per			Units Per			Lbs Per		
	Thickness	Bundle	Layer	Section	Stone	Layers	Sections	SqFt	Section	Bundle	SqFt	Section	Bundle	SqFt	Layer	Bundle	Layer	Section	Bundle
Brewster Manufacturing																			
Square	2 3/8" (6cm)	116.00	11.60	-	0.28	10	-	0.56	-	206.7	-	-	-	3.62	42	420	325	-	3,247
Rectangle	2 3/8" (6cm)	112.50	12.50	-	0.42	9	-	0.85	-	132.9	-	-	-	2.40	30	270	350	-	3,150

Notes: All measurements are nominal. Contact Unilock for information. **Important:** Textured surfaces require a buffer between the plate compactor and the paver surface to prevent scuffing.

Internal Use Only. TRN NY



ALMOND GROVE



BAVARIAN



NEW YORK BLEND



SIERRA



TUSCANY



COPPER RIDGE



STEEL MOUNTAIN

CHARCOAL
Available in Small
Rectangle OnlyBROWN
Available in Small
Rectangle OnlyLARGE RECTANGLE
13¼" x 8⅞" x 2⅜"
(33.75cm x 22.5cm x 6cm)SQUARE
8⅞" x 8⅞" x 2⅜"
(22.5cm x 22.5cm x 6cm)SMALL RECTANGLE
4½" x 8⅞" x 2⅜"
(11.25cm x 22.5cm x 6cm)

Random Bundle
Individual units cannot
be sold separately

SMALL RECTANGLE
4½" x 8⅞" x 2⅜"
(11.25cm x 22.5cm x 6cm)

Stones & Bundling	Unit	SqFt Per				Per Bundle		Soldier LnFt Per			Sailor LnFt per			Units Per			Lbs Per		
	Thickness	Bundle	Layer	Section	Stone	Layers	Sections	SqFt	Section	Bundle	SqFt	Section	Bundle	SqFt	Section	Bundle	Layer	Section	Bundle
Brewster Manufacturing																			
Random Full Bundle		108.99	10.90			10	-	-	-	-	-	-	-	2.20	-	240	296	-	2,960
Large Rectangle	2⅜" (6cm)	40.87	-	-	0.82	-	-	-	-	-	-	-	-	1.22	5	50	-	-	-
Small Rectangle	2⅜" (6cm)	35.42	-	-	0.27	-	-	-	-	-	-	-	-	3.67	13	130	-	-	-
Square	2⅜" (6cm)	32.70	-	-	0.55	-	-	-	-	-	-	-	-	1.84	6	60	-	-	-
Small Rectangle	2⅜" (6cm)	108.99	10.90		0.27	10	-	-	-	-	-	-	-	3.67	40	400	299	-	2,992

Notes: **Sold in full bundles only.** All measurements are nominal. **Important:** Textured surfaces require a buffer between the plate compactor and the paver surface to prevent scuffing. Contact Unilock for information.

Internal Use Only. TRO NY

TURFSTONE®



NATURAL

STANDARD
15¼" x 23⅜" x 3⅞"
40cm x 60cm x 8cm

Stones & Bundling	Unit	SqFt Per				Per Bundle		Soldier LnFt Per			Sailor LnFt per			Units Per			Lbs Per		
	Thickness	Bundle	Layer	Section	Stone	Layers	Sections	SqFt	Section	Bundle	SqFt	Section	Bundle	SqFt	Section	Bundle	Layer	Section	Bundle
Uxbridge Manufacturing																			
Standard	3⅞" (8cm)	72.00	-	-	2.571	-	-	-	-	-	-	-	-	0.39	-	28	-	-	1,748

Notes: Call for availability. **Sold in full bundles only.** Permeable - can be installed to allow water to go through. Void is 40% of the paver and is approximately 3" in diameter. All measurements are nominal.

Internal Use Only. TFS BO



CRYSTALLINE BASALT



PEPPERED GRANITE



LARGE RECTANGLE
5 1/8" x 12" x 2 3/4"
(13cm x 30.5cm x 7cm)



RECTANGLE
5 1/8" x 9" x 2 3/4"
(13cm x 23cm x 7cm)



SMALL RECTANGLE
5 1/8" x 7" x 2 3/4"
(13cm x 17.5cm x 7cm)

Random Bundle
Individual units cannot
be sold separately



CURB UNIT
11 1/2" x 9" x 4" x 7"
(29cm x 23cm x 10cm x 18cm)

NEW FOR 2019



Stones & Bundling	Unit	SqFt Per				Per Bundle		Soldier LnFt Per			Sailor LnFt per			Units Per			Lbs Per		
	Thickness	Bundle	Layer	Section	Stone	Layers	Sections	SqFt	Section	Bundle	SqFt	Section	Bundle	SqFt	Layer	Bundle	Layer	Section	Bundle
Brewster Manufacturing																			
Random Bundle		97.53	12.19	-		8	-	-	-	129.7	-	-	-	-	-	304	398	-	3,186
Large Rectangle	2 3/4" (7cm)				0.427			1.001		37.5	0.43		88.06	2.34	11	88			
Rectangle	2 3/4" (7cm)				0.322			0.755		37.5	0.43		66.40	3.11	11	88			
Small Rectangle	2 3/4" (7cm)				0.245			0.574		54.6	0.43		73.49	4.08	16	128			

Stones & Bundling	Face Feet Per		Linear Feet Per		Units Per		Per Bundle		Lbs Per	
	Bundle	Unit	Bundle	Unit	Bundle	Face Feet	Layers	Sections	Unit	Bundle
Brewster Manufacturing										
Curb			36.72	1.02	36		3		46	1,663.5


Notes: **Sold in full bundles only.** Permeable - can be installed to allow water to flow through. Also available in permeable. **Important:** Textured surfaces require a buffer between the plate compactor and the paver surface to prevent scuffing. **Read the Polymeric Sand advisory on page 49.** Contact Unilock for information. All measurements are nominal.

Internal Use Only. TRC NY


UNI ECO-STONE®



STANDARD FINISH
SPECIAL ORDER



WASHED FINISH
SPECIAL ORDER



BRUSHED FINISH
SPECIAL ORDER

UNI ECO-STONE
4 1/2" x 9" x 3 1/8"
11.5cm x 23cm x 8cm
SPECIAL ORDER



Stones & Bundling	Unit	SqFt Per				Per Bundle		Soldier LnFt Per			Sailor LnFt per			Units Per			Lbs Per		
	Thickness	Bundle	Layer	Section	Stone	Layers	Sections	SqFt	Section	Bundle	SqFt	Section	Bundle	SqFt	Section	Bundle	Layer	Section	Bundle
Uxbridge Manufacturing																			
Standard	3 1/8" (8cm)	67.00	-	-	0.273	-	-	-	-		-	-	-	3.66	-	245	-	-	2,445

Notes: **Special Order from standard colors. Lead Time Required. Minimum quantities apply.** **Sold in full bundles only.** Permeable - can be installed to allow water to flow through. This product is optimized for mechanical installation. All measurements are nominal.

Internal Use Only. UES BO




AUTUMN SUNSET
SPECIAL ORDER



MIDNIGHT SKY



SUMMER WHEAT



WINTER MARVEL



FRENCH GREY



HARVEST BROWN

TECHNICAL ADVANTAGES

EasyClean™ Stain Resistance

An integral surface protection that allows for easier cleanup of spills when they happen, and before a stain can develop.

ColorFusion™ Technology

A proprietary technology that disperses color randomly for a natural, granite-like appearance.



24" x 24" x 2 3/4"***
60cm x 60cm x 7cm
SPECIAL ORDER



12" x 24" x 2 3/4"***
30cm x 60cm x 7cm
SPECIAL ORDER



16" x 16" x 2 3/4"***
40cm x 40cm x 7cm
SPECIAL ORDER



8" x 16" x 2 3/4"***
20cm x 40cm x 7cm
SPECIAL ORDER



8" x 8" x 2 3/4"***
20cm x 20cm x 7cm
SPECIAL ORDER



LARGE RECTANGLE
21" x 14" x 2 3/8"
52.5cm x 35cm x 6cm




SQUARE
14" x 14" x 2 3/8"
35cm x 35cm x 6cm



SMALL RECTANGLE
7" x 14" x 2 3/8"
17.5cm x 35cm x 6cm

Random Bundle
Individual units cannot be sold separately



Stones & Bundling	Unit	SqFt Per				Per Bundle		Soldier LnFt Per			Sailor LnFt per			Units Per			Lbs Per		
	Thickness	Bundle	Layer	Section	Stone	Layers	Sections	SqFt	Section	Bundle	SqFt	Section	Bundle	SqFt	Section	Bundle	Layer	Section	Bundle
Brewster Manufacturing																			
Random Bundle		93.62	10.40			9	-	-	-	-	-	-	-	-	-	72	282	-	2,730
Large Rectangle	2 3/8" (6cm)	37.67			2.093			1.77		21.26	1.18		31.89	0.48		18			
Small Rectangle	2 3/8" (6cm)	18.83			0.698			1.18		15.94	0.59		31.89	1.43		27			
Square	2 3/8" (6cm)	37.67			1.395			1.18		31.89	1.18		31.89	0.72		27			
12" x 24"	2 3/4" (7cm)	93.00	11.63	-	1.938	8	-	1.969	-	47.2	0.98	-	94.49	0.52	-	48	372	-	2,978
24" x 24"	2 3/4" (7cm)	61.79	7.72	-	3.862	8	-	1.962	-	31.5	1.96	-	31.5	0.26	-	16	247	-	1,979
16" x 16"	2 3/4" (7cm)	82.67	10.33	-	1.722	8	-	1.312	-	63.0	1.31	-	62.99	0.58	-	48	331	-	2,646
8" x 16"	2 3/4" (7cm)	82.67	10.33	-	0.861	8	-	1.312	-	63.0	0.66	-	125.98	1.16	-	96	331	-	2,646
8" x 8"	2 3/4" (7cm)	82.67	10.33	-	0.431	8	-	0.656	-	126.0	0.66	-	125.99	2.32	-	192	331	-	2,646

Notes: Umbriano 24" and Random Bundle pavers are not suitable for vehicular applications. All measurements are nominal. **Available in full bundles only.** Product is not to be installed on stone dust. **Special Order sizes- Lead Time Required. Minimum quantities apply.**

Important: Textured surfaces require a buffer between the plate compactor and the paver surface to prevent scuffing. **Read the Polymeric Sand advisory on page 49.** Contact your Unilock representative for additional information.

Internal Use Only. UMB NY/ON



BAVARIAN



MIDNIGHT
CHARCOAL
5"x10" Rectangle Only



NEW YORK BLEND



SIERRA



STEEL MOUNTAIN



RECTANGLE
5" x 10" x 2 3/4"
12.7cm x 25.4cm x 7cm



SQUARE
10" x 10" x 2 3/4"
25.4cm x 25.4cm x 7cm



LARGE RECTANGLE
10" x 15" x 2 3/4"
25.4cm x 38cm x 7cm

Individual units cannot
be sold separately

Random Bundle



RECTANGLE
5" x 10" x 2 3/4"
12.7cm x 25.4cm x 7cm

TECHNICAL ADVANTAGE

EasyClean™ Stain Resistance - CF 90

An integral surface protection that allows for easier cleanup of spills when they happen, and before a stain can develop.



	Unit	SqFt Per				Per Bundle		Soldier LnFt Per			Sailor LnFt per			Units Per			Lbs Per		
Stones & Bundling	Thickness	Bundle	Layer	Section	Stone	Layers	Sections	SqFt	Section	Bundle	SqFt	Section	Bundle	SqFt	Layer	Bundle	Layer	Section	Bundle
Uxbridge Manufacturing																			
5"x10" Rectangle	2¾" (7cm)	94.19	11.77	-	0.336	8	-	-	-	-	-	-	-	2.97	35	280	357	-	2,857
Random Bundle		94.19	-	-	-	8	-	-	-	-	-	-	-	-	-	160	-	-	2,857
Large Rectangle	2¾" (7cm)	33.25	-	-	1.039	-	-	-	-	-	-	-	-	0.96	4	32	-	-	
Rectangle	2¾" (7cm)	25.00	-	-	0.347	-	-	-	-	-	-	-	-	2.88	9	72	-	-	
Square	2¾" (7cm)	38.89	-	-	0.694	-	-	-	-	-	-	-	-	1.44	7	56	-	-	

Notes: All measurements are nominal. Sold in full bundles only. Contact Unilock for information. **Important:** Textured surfaces require a buffer between the plate compactor and the paver surface to prevent scuffing.

Internal Use Only. WPT UX

BRUSSELS DIMENSIONAL SYSTEM™



ALMOND GROVE



COFFEE CREEK



LIMESTONE



SANDSTONE



SIERRA



NEW YORK BLEND



STANDARD/CORNER
4" x 8" x 12"
10cm x 20cm x 30.5cm



TAPERED COPING
12" (9") x 3" x 12"
30.5cm (22.9cm) x 7.6cm
x 30.5cm



9" UNIT
9" (6") x 4" x 8"
22.9cm (15.2cm) x 10cm
x 20cm



12" UNIT
12" (9") x 4" x 8"
30.5cm (22.9cm) x 10cm
x 20cm



15" UNIT
15" (12") x 4" x 8"
38.1cm (30.5cm) x 10cm
x 20cm

Individual units cannot be sold separately

Wall Bundle



UNIVERSAL BASE UNIT
19" x 14" x 2"
48.2cm x 35.5cm x 5.5cm



Stones & Bundling	Face Feet Per		Linear Feet Per		Units Per		Per Bundle		Lbs Per	
	Bundle	Unit	Bundle	Unit	Bundle	Face Feet	Layers	Sections	Unit	Bundle
Uxbridge Manufacturing										
Coping Rammed	24.00	0.25	81.00	0.844	96	4.00	8		30	2,902
Standard/Corner	36.00	0.33	108.00	1.000	108	3.00	-	6	30	3,274
Wall Tapered	30.00	-	-	-	90	-	-	5	-	2,320
Universal Base Unit			85.39	1.58	54		9		46.30	2,500

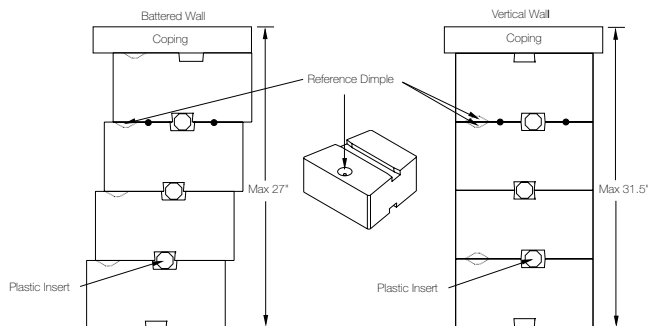
Notes: Maximum height 27"-31.5" depending on site conditions. Maximum height for planter wall is 16" (under optimal conditions). To construct higher walls, contact a Unilock representative. Product is installed using Unilock Adhesive to secure corners and top row units. Weathered finish.

*20.9 sq. ft. face per bundle based on random pattern creating 12" solid wall. 32 sq. ft. face per bundle based on running bond creating 8" deep wall.

Tapered Bundle: Connector units provided with every bundle of product. Double-sided wall is 26.25 face feet per bundle.

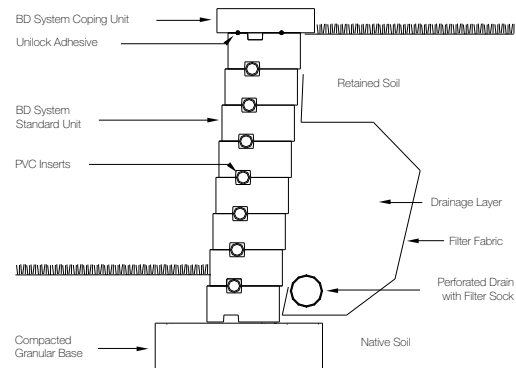
Internal Use Only. BDS NE

SET BACK & VERTICAL WALL



All cross sections are examples, and must not be used for construction.

GRAVITY WALL



All cross sections are examples, and must not be used for construction.

CONCORD WALL™



ALMOND GROVE



GRANITE



SIERRA



TAPERED
8" x 6" x 12"
20cm x 15cm x 30cm



CORNER
12" x 6" x 8"
30cm x 15cm x 20cm



XL UNIT
16" x 6" x 12"
40cm x 15cm x 30cm



COPING / STEP TREAD
24" x 3" x 12"
60cm x 7.5cm x 30cm



WEDGE CAP UNIT
3 1/3" x 9 3/4" (8 5/8") x 13"
8.6cm x 24.8cm x 33cm



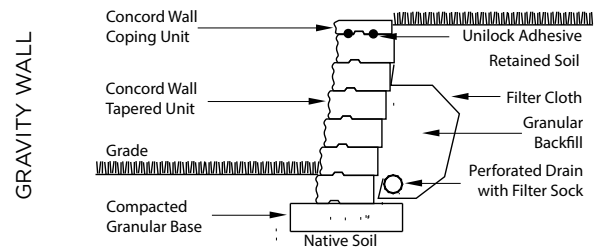
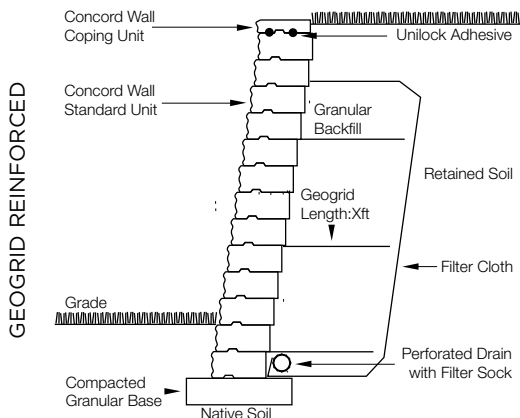
UNIVERSAL BASE UNIT
19" x 14" x 2"
48.2cm x 35.5cm x 5.5cm



Stones & Bundling	Face Feet Per		Linear Feet Per		Units Per		Per Bundle		Lbs Per	
	Bundle	Unit	Bundle	Unit	Bundle	Face Feet	Layers	Sections	Unit	Bundle
Uxbridge Manufacturing										
Corner Unit	15.00	0.833	-	-	18	1.20	3	-	43	820
Wall Tapered Unit	20.00	0.333	-	-	60	3.00	3	-	43	2,580
XL Tapered Unit	21.33	0.667	-	-	32	1.50	4	-	77	2,419
Coping/Step Tread - 24"	-	-	64.00	4.000	16	-	-	2	145	2,320
Wedge Cap (Single Units)	64	-	60.00	0.625	96	1.50	8	-	27.6	2,544
Universal Base Unit			85.39	1.58	54		9		46.295	2,500

Notes: Maximum height without setback 36" (under optimum conditions). Maximum height with setback is 42" (under optimum conditions). Higher walls can be achieved using geogrid reinforcement.
Tapered units will allow for a minimum 7ft. outside radius. Wedge cap radius = 7', contains 8 Closed-end units per bundle. Closed-end not sold separately. All Concord Wall™ is layered and shipped on refundable skid. Step Tread is sectioned. Closed-end step tread is available. Unilock, through Risi Stone® Systems International, can provide preliminary site engineering for most commercial projects. Soils information, site drawings, and loading requirements are some of the information details required in order to provide this preliminary site engineering. Contact your local Unilock Representative for details. Retaining wall engineering software is also available free of charge at www.unilock.com.

Internal Use Only. CWL NE



All cross sections are examples, and must not be used for construction.

Cross sections are examples, and must not be used for construction.



NATURAL



STANDARD
72" x 12" x 24"
183cm x 30cm x 60cm
SPECIAL ORDER




CORNER 90°
60" x 12" x 24"
152cm x 30cm x 60cm
SPECIAL ORDER



COPING
72" x 12" x 24"
183cm x 30cm x 60cm
SPECIAL ORDER



CLOSED-END COPING
72" x 12" x 24"
183cm x 30cm x 60cm
SPECIAL ORDER




TIE-BACK
72" x 12" x 24"
183cm x 30cm x 60cm
SPECIAL ORDER



1/2 COPING
36" x 12" x 24"
91.5cm x 30cm x 60cm
SPECIAL ORDER



CORNER 45°
60" x 12" x 24"
152cm x 30cm x 60cm
SPECIAL ORDER
(Right Corner Shown)



1/2 STANDARD
36" x 12" x 24"
91.5cm x 30cm x 60cm
SPECIAL ORDER



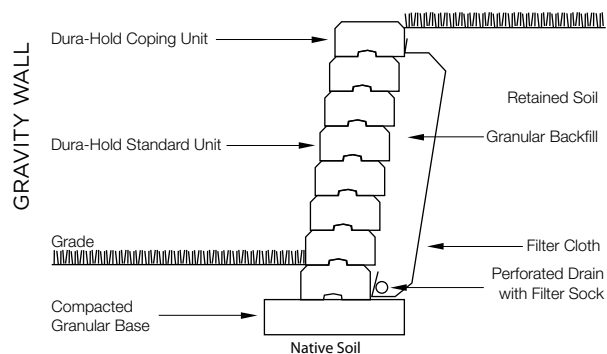
Stones & Bundling	Face Feet Per		Linear Feet Per		Units Per		Per Bundle		Lbs Per	
	Bundle	Unit	Bundle	Unit	Bundle	Face Feet	Layers	Sections	Unit	Bundle
Coping Closed End 72"	6.02	6.02	6.02	6.02	1	0.17	1		1,560	1,560
1/2 Coping	3	3	3	3	1	0.33	1		780	780
Corner 45° Right		7.042	-	-	1	0.14			1,480	1,480
Corner 90° Right		7.042	-	-		0.14			1,320	
Coping		6.024	6.02	6.024	1	0.17			1,560	1,560
1/2 Standard		3.003	-	-	1	0.33			800	800
Wall Standard		6.024	-	6.000		0.17			1,680	
Wall Tieback		1.170	-	-	1	0.86			1,660	1,660

Notes: **ALL DURAHOLD® IS SPECIAL ORDER ONLY. Lead Time Required. Minimum quantities apply.**

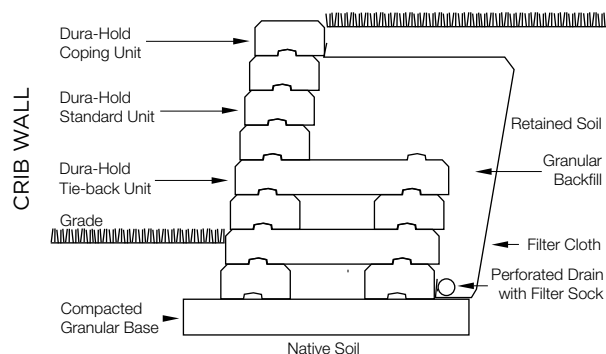
*Closed-end coping units are available and are closed on both ends so that they may be used as left or right. Tie-back units are reinforced with steel. 1/2 Standard Units are slightly tapered and can be used to create a 45 foot radius. Refer to terms and conditions for placement rates.

Unilock, through Risi Stone® Systems International, can provide you with preliminary site engineering for most commercial projects. Soils information, site drawings, and loading requirements are some of the information details required in order to provide you with this engineering. Contact your local representative for details. Retaining wall engineering software is also available free of charge at www.unilock.com. All measurements are nominal.

Internal Use Only. DH1 ON



Cross sections are examples, and must not be used for construction.



Cross sections are examples, and must not be used for construction.

DURAHOLD2®



NATURAL



STANDARD
72" x 12" x 14"
183cm x 30cm x 36m
SPECIAL ORDER



COPING
72" x 12" x 14"
183cm x 30cm x 36m
SPECIAL ORDER



CLOSED-END COPING
72" x 12" x 14"
183cm x 30cm x 36m
SPECIAL ORDER



TIE-BACK
72" x 12" x 14"
183cm x 30cm x 36m
SPECIAL ORDER



CORNER 90°
36" x 12" x 14"
90cm x 30cm x 36m
SPECIAL ORDER
(Right Corner Shown)



Stones & Bundling	Face Feet Per		Linear Feet Per		Units Per		Per Bundle		Lbs Per	
	Bundle	Unit	Bundle	Unit	Bundle	Face Feet	Layers	Sections	Unit	Bundle
Coping Closed End 72"		5.988	-	6.000		0.17			820	
Coping 72"		5.988	-	6.000		0.17			884	
Corner 90° right)		4.167	-	-		0.24			460	
Wall Standard		5.988	-	6.000		0.17			940	
Wall Tieback		1.170	-	1.170		0.86			940	

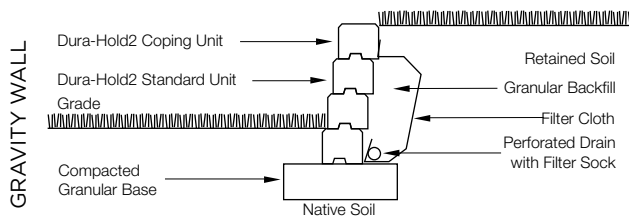
Notes: **ALL DURAHOLD2® IS SPECIAL ORDER ONLY. Lead Time Required. Minimum quantities apply.**

*Closed-end coping units are available and are closed on both ends so that they may be used as lefts or rights. Tie-back units are reinforced with steel. Refer to terms and conditions for placement rates.

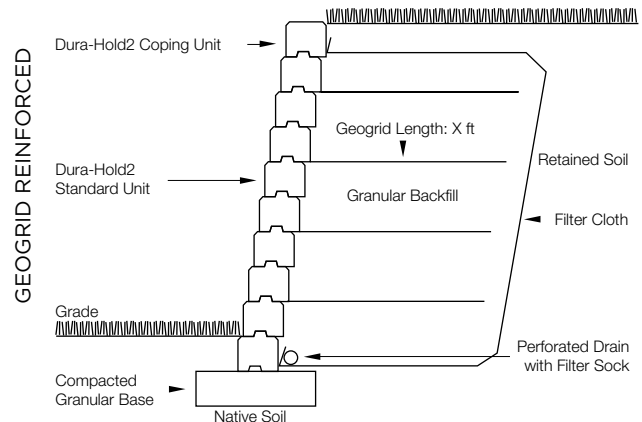
For DuraHold and DuraHold2, Unilock, through Risi Stone® Systems International, can provide preliminary site engineering for most commercial projects. Soils information, site drawings, and loading requirements are some of the information details required in order to provide this preliminary site engineering. Contact your local Unilock representative for details. Retaining wall engineering software is also available free of charge at www.unilock.com.

All measurements are nominal.

Internal Use Only. DH2 ON



Cross sections are examples, and must not be used for construction.



Cross sections are examples, and must not be used for construction.

ESTATE WALL®



ALMOND GROVE



GRANITE



SIERRA



3" CORNER
3" x 12½" x 9"
7.5cm x 31.7cm x 22.8cm



6" CORNER
6" x 12½" x 9"
15cm x 31.7cm x 22.8cm



UNIVERSAL BASE UNIT
19" x 14" x 2"
48.2cm x 35.5cm x 5.5cm



COPING
3" x 12" (9") x 12"
7.5cm x 30cm (22.8cm) x 30cm



COPING
3" x 12" (11") x 12"
7.5cm x 30cm (28cm) x 30cm

Coping Bundle
Individual units cannot
be sold separately



LARGE WEDGE
3" x 16" (13¼") x 9"
7.5cm x 37.5cm (35cm) x 22.8cm



MEDIUM WEDGE
3" x 12" (10") x 9"
7.5cm x 30cm (25cm) x 22.8cm



SMALL WEDGE
3" x 8" (6") x 9"
7.5cm x 20cm (15cm) x 22.8cm

3" Wall Bundle
Individual units cannot
be sold separately



LARGE WEDGE
6" x 16" (13¼") x 9"
15cm x 40cm (35cm) x 22.8cm



MEDIUM WEDGE
6" x 12" (10") x 9"
15cm x 30cm (25cm) x 22.8cm



SMALL WEDGE
6" x 8" x 9"
15cm x 20cm (15cm) x 22.8cm

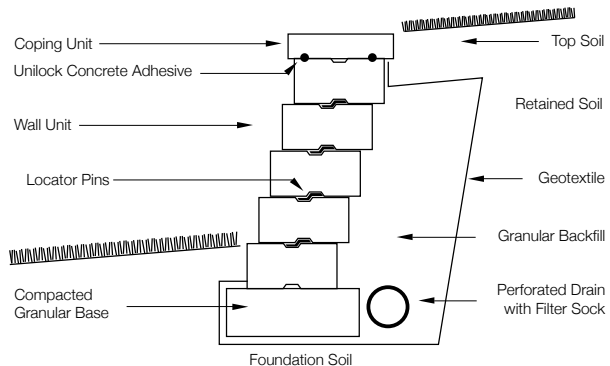
6" Wall Bundle
Individual units cannot
be sold separately

Stones & Bundling	Face Feet Per		Linear Feet Per		Units Per		Per Bundle		Lbs Per	
	Bundle	Unit	Bundle	Unit	Bundle	Face Feet	Layers	Sections	Unit	Bundle
Uxbridge Manufacturing										
Coping	14.70	0.233	56.87	0.903	63	4.29	7		-	2,060
Corner Unit 3"	16.38	0.256	-	-	64	3.91	8		29	1,828
Corner Unit 6"	16.39	0.512	-	-	32	1.95	4		54	1,743
Std 6"	24.00	0.500	-	-	48	2.00	4		49	2,341
Std 3"	24.00	0.250	-	-	96	4.00	8		23	2,209
Universal Base Unit			85.39	1.58	54		9		46.295	2,500

Notes: Product is layered and shipped on refundable skids. *24 sq.ft face per bundle based on single-sided layout. 18 sq. ft. face per bundle based on double-sided layout. Maximum height for vertical installation - 21" (under optimum conditions). Maximum height for setback installation - 31.5" including the stone in the ground (under optimum conditions). All measurements are nominal.

Internal Use Only. EWL BO

TYPICAL RETAINING WALL CROSS SECTION

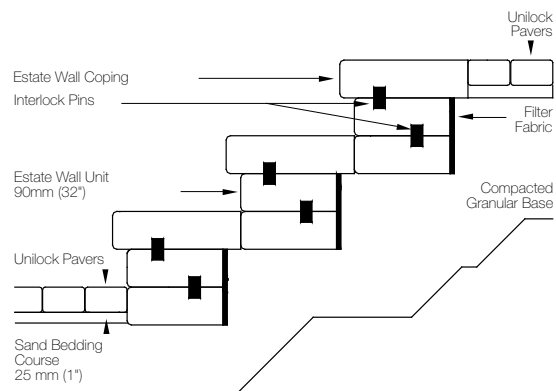


For setback application - Place device perpendicular to channel with round section facing the back of the unit



Maximum Height (setback installed) = 31.5"
Maximum Height (vertical installed) = 21"

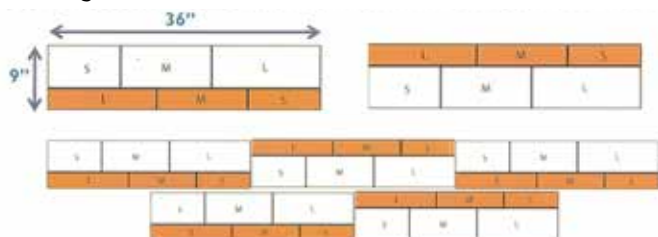
TYPICAL SEAT WALL CROSS SECTION



For vertical application - Place device parallel to channel



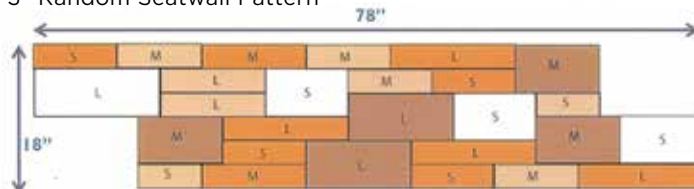
Retaining Wall Patterns



Minimum Outside Radius = 48"
Maximum height for vertical installation - 21"
(Under optimum conditions)

This pattern is a 66% mix of 6" and 33% of 3".

6" & 3" Random Seatwall Pattern



LINEO DIMENSIONAL STONE™



ALMOND GROVE



LIMESTONE



SIERRA



MIDNIGHT CHARCOAL
Pillar/Corner unit only



PILLAR UNIT
16" X 8" X 4"
40CM X 20CM X 10CM



UNIVERSAL BASE UNIT
19" X 14" X 2"
48.2cm x 35.5cm x 5.5cm



XL RECTANGLE
24" x 8" x 4"
60cm x 20cm x 10cm



LARGE RECTANGLE
20" x 8" x 4"
50cm x 20cm x 10cm



RECTANGLE
16" x 8" x 4"
40cm x 20cm x 10cm



SMALL RECTANGLE
12" x 8" x 4"
30cm x 20cm x 10cm

Random Bundle
Individual units cannot
be sold separately

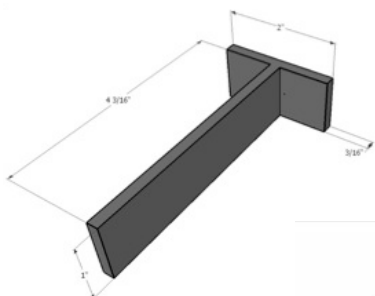


Stones & Bundling	Face Feet Per		Linear Feet Per		Units Per		Per Bundle		Lbs Per	
	Bundle	Unit	Bundle	Unit	Bundle	Face Feet	Layers	Sections	Unit	Bundle
Uxbridge Manufacturing										
Pillar Unit	47.68	0.662	95.04	1.320	72	1.51	3		39	2,821
Wall Random	29.92		89.06		60		3		44	2,643
Large Rectangle	8.23	0.549	25.10	1.673	15	1.82				
Rectangle	6.46	0.431	19.68	1.312	15	2.32				
Small Rectangle	4.84	0.323	14.76	0.984	15	3.10				
XL Rectangle	9.69	0.646	29.52	1.968	15	1.55				
Universal Base Unit			85.39	1.58	54		9		46.3	2,500

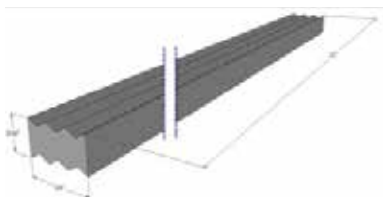
Notes: **Sold in full bundle only.** For coping options, we recommend using Natural Stone or Ledgerstone. All measurements are nominal.

Internal Use Only, LDS BO

Shadow Box - Spacers (supplied with bundle of product)



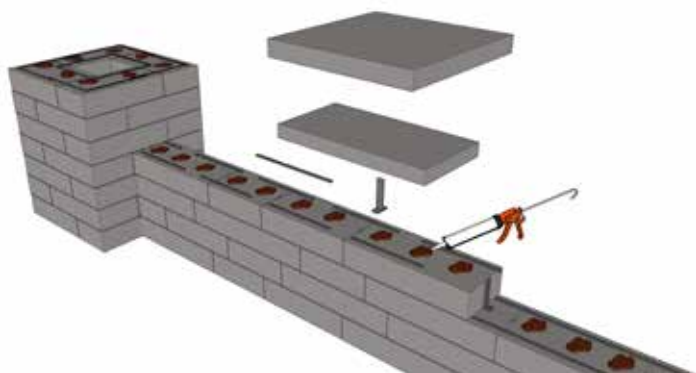
"T" Spacers
1" x 4 3/16" x 2"



"Strip" Spacers
3/16" x 3/8" x 22"

Adhesive "mound" is placed every 4 inches apart.

Mound must be minimum 3/8" high so that the top and bottom are securely adhered.



RIVERCREST® WALL



COASTAL SLATE



BUFF

TECHNICAL ADVANTAGES

Reala™ Surface Technology

Ultra-realistic textures cast from natural stone, brick and historic cobblestones.



LONG CORNER UNIT
17½" x 9-10" x 2¼"
45cm x 23-25cm x 5.7cm



SHORT CORNER UNIT
14½" x 9-10" x 2¼"
37.5cm x 23-25cm x 5.7cm

Random Bundle
Individual units cannot be sold separately



UNIVERSAL BASE UNIT
19" x 14" x 2"
48.2cm x 35.5cm x 5.5cm



STANDARD UNIT 1
8" x 9-10" x 2¼"
20cm x 23-25cm x 5.7cm



STANDARD UNIT 2
12" x 9-10" x 2¼"
31cm x 23-25cm x 5.7cm



STANDARD UNIT 3
12" x 9-10" x 2¼"
31cm x 23-25cm x 5.7cm



STANDARD UNIT 4
17" x 9-10" x 2¼"
42.5cm x 23-25cm x 5.7cm

Random Bundle
Individual units cannot be sold separately



JUMPER UNIT 1
8" x 9-10" x 4½"
20cm x 23-25cm x 11.4cm



JUMPER UNIT 2
12" x 9-10" x 4½"
31cm x 23-25cm x 11.4cm




JUMPER UNIT 3
12" x 9-10" x 4½"
31cm x 23-25cm x 11.4cm



JUMPER UNIT 4
17" x 9-10" x 4½"
42.5cm x 23-25cm x 11.4cm

Jumper Bundle
Individual units cannot be sold separately



PILLAR UNIT
20" x 20" x 4½"
50cm x 50cm x 11.4cm
(3' high)
Pillar Cap sold separately



RAPID PILLAR SYSTEM



JUMPER CORNER UNIT
12" x 9-10" x 4½"
31cm x 23-25cm x 11.4cm

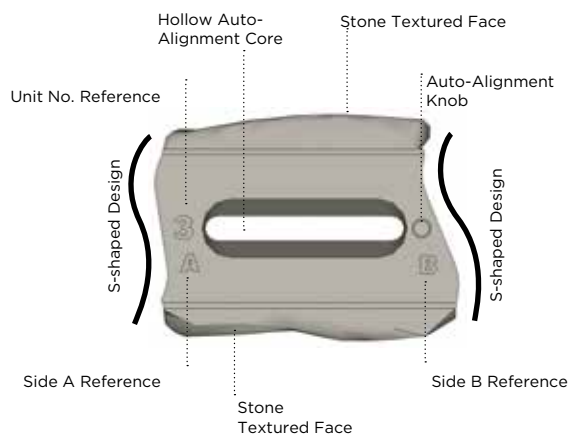
Stones & Bundling	Face Feet Per		Linear Feet Per		Units Per		Per Bundle		Lbs Per	
	Bundle	Unit	Bundle	Unit	Bundle	Face Feet	Layers	Sections	Unit	Bundle
Units & Coping - Ayr Manufacturing - Jumpers, Pillar units Manufactured in Georgetown										
Corner Unit Bundle:	16.21				40					1,173
Long Corner Unit	8.52	0.430	29.90	1.50	20	2.35			31.56	631.3
Short Corner Unit	7.69	0.380	25.39	1.30	20	2.60			27.07	541.37
Wall Jumper Bundle:	24.30		65.34		64		4		39	2,495
Jumper Unit 1	3.93	0.250	10.50	0.67	16	4.07				
Jumper Unit 2	6.09	0.380	16.27	1.02	16	2.63				
Jumper Unit 3	6.09	0.380	16.27	1.02	16	2.63				
Jumper Unit 4	8.20	0.510	22.30	1.39	16	1.95				
Wall Standard Bundle:	24.30		130.69		128		8		15	2,015
Standard Unit 1	3.93	0.123	20.99	0.66	32	8.15				
Standard Unit 2	6.09	0.190	32.54	1.02	32	5.26				
Standard Unit 3	6.09	0.190	32.54	1.02	32	5.26				
Standard Unit 4	8.20	0.256	44.61	1.39	32	3.90				
Corner Jumper Unit	21.61	0.675			32	1.48			40	1,200
Pillar 20" x 20"			-	-	8				117	934
Universal Base Unit			85.39	1.58	54		9		46.30	2,500

Notes: **Sold in full bundles only.** Rivercrest is recommended for walls under 2ft. Ideal for straight or curved walls, seat walls, pillars, tree rings, planters, firepits and grill islands. Integrated connectors require no pins or clips. Minimum radius using equal amounts of each unit is 1.25m / 4.1ft. Using only unit 1 & 3 a 1.055m / 3.5ft radius can be achieved. For more information, please consult the Rivercrest installation booklet.

Unilock, through Risi Stone® Systems International, can provide preliminary site engineering for most commercial projects. Soils information, site drawings, and loading requirements are some of the information details required in order to provide this preliminary site engineering. Contact your local Unilock representative for details. Retaining wall engineering software is also available free of charge at www.unilock.com.

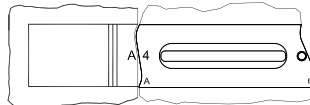
Internal Use Only. RVC ON

RIVERCREST WALL cont'd



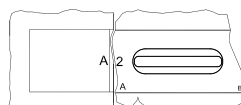
Starting a Wall

Course 1



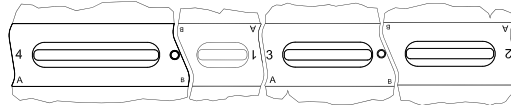
Long Corner Unit 4

Course 2

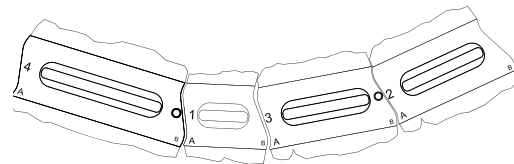


Short Corner Unit 2

Straight Wall - Align A-A / B-B



Curved Wall - Align A-B / B-A

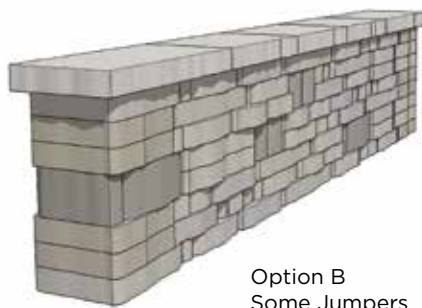


DESIGN STYLE

To accurately determine the number of standard and jumper units you will require, start by selecting an aesthetic option.



Option A
No Jumpers



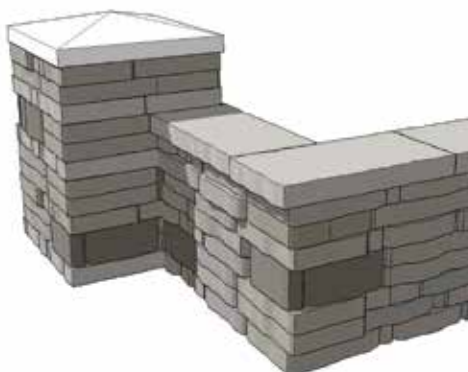
Option B
Some Jumpers



Option C
Many Jumpers


JUMPER UNITS

In addition to being used to enhance sections of wall, jumper units can also be used in a variety of different ways within the Rivercrest Wall system. The Jumper Unit #2 has faces on three sides making it perfect for incorporating into pillars and corners. The unit can also be used when starting and ending seat walls.



For more information please consult the Rivercrest® installation booklet.

ROMANWALL®



ALMOND GROVE



GRANITE



SIERRA



TAPERED
8" x 6" x 12"
20cm x 15cm x 30cm



CORNER
12" x 6" x 8"
30cm x 15cm x 20cm



ROMAN CAP
9³/₄" x 3³/₈" x 13"
25cm x 8.5cm x 33cm



UNIVERSAL™ BASE UNIT
19" x 14" x 2"
48.2cm x 35.5cm x 5.5cm

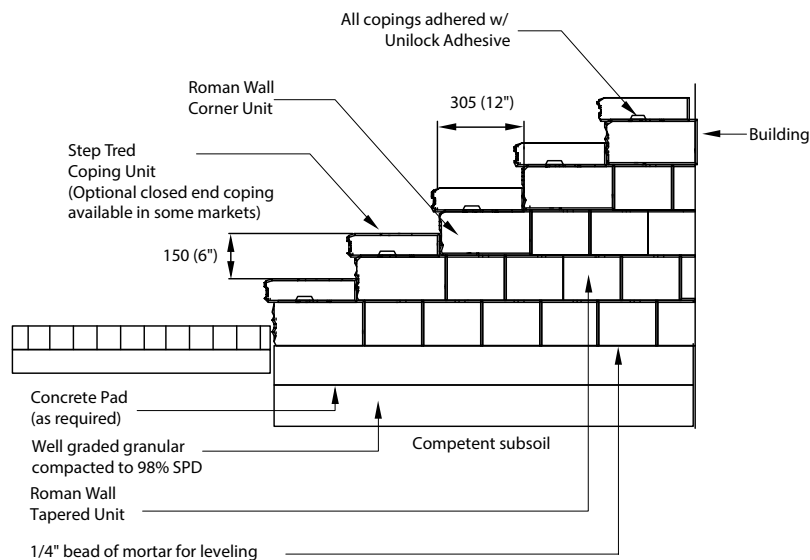


Stones & Bundling	Face Feet Per		Linear Feet Per		Units Per		Per Bundle		Lbs Per	
	Bundle	Unit	Bundle	Unit	Bundle	Face Feet	Layers	Sections	Unit	Bundle
Uxbridge Manufacturing										
Corner Unit	20.00	0.833	-	-	24	1.20		3	48	1,152
Tapered	20.00	0.333	-	-	60	3.00		4	48	2,880
Cap Rammed	64.00	0.667	60.00	0.625	96	1.50	8		27	2,210
Universal Base Unit			85.39	1.58	54		9		46.3	2,500

Notes: Maximum height: 36" (under optimum conditions). Higher walls can be achieved using geogrid reinforcement. Tapered units allow for a minimum 5' radius.

Unilock, through Risi Stone® Systems International, can provide preliminary site engineering for most commercial projects. Soils information, site drawings, and loading requirements are some of the information details required in order to provide this preliminary site engineering. Contact your local Unilock representative for details. Retaining wall engineering software is also available free of charge at www.unilock.com.

Internal Use Only. RWL NE



Note: Poor site conditions can affect the stability of the structure. Consult a qualified professional engineer to determine site specific construction details.

SIENASTONE®




SIERRA



NATURAL
SPECIAL ORDER




GRANITE



STANDARD 925
39" x 7 1/4" x 36 1/2"
100cm x 18.5cm
x 92.5cm
SPECIAL ORDER



STANDARD 500
39" x 7 1/4" x 20"
100cm x 18.5cm
x 50cm



STANDARD 333
39" x 7 1/4" x 13 1/2"
100cm x 18.5cm
x 33cm



CORNER 90° (left & right)
36 1/2" x 7 1/4" x 20"
92.5cm x 18.5cm
x 50cm



CORNER 45° (left & right)
43 1/3" x 7 1/4" x 20"
110cm x 18.5cm x 50cm
SPECIAL ORDER



COPING
39" x 7 1/4" x 20"
100cm x 18.5cm
x 50cm



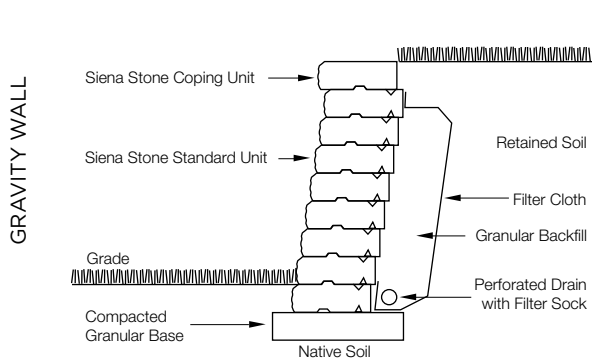
CLOSED-END COPING **
48" x 7 1/4" x 20"
120cm x 18.5cm
x 50cm



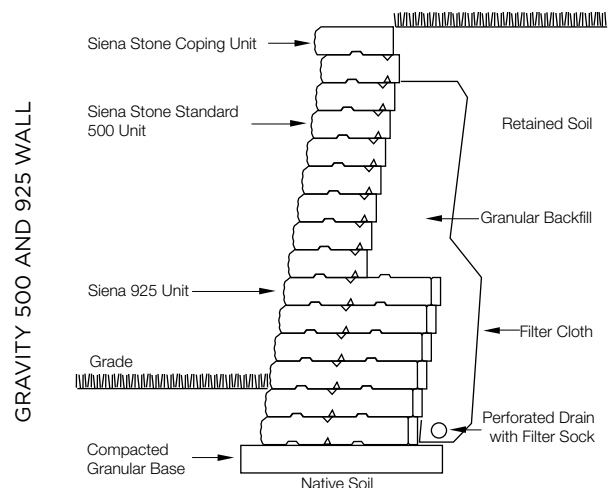
Stones & Bundling	Face Feet Per		Linear Feet Per		Units Per		Per Bundle		Lbs Per	
	Bundle	Unit	Bundle	Unit	Bundle	Face Feet	Layers	Sections	Unit	Bundle
Uxbridge Manufacturing										
Coping Closed End 48"	14.49	2,415	24.00	4,000	6	0.41		3	570	3,420
Coping 39" (single unit)	12.00	2,000	19.50	3,250	6	0.50		3	463	2,780
Corner 90° (single unit)	17.19	2,865	-	-	6	0.35		3	477	2,862
Wall 333 (single unit)	18.00	2,000	-	-	9	0.50		3	318	2,862
Wall 500 - 39" (single unit)	12.00	2,000	-	-	6	0.50		3	477	2,862
Wall 925 - 39" (single unit)	6.00	2,000	-	-	3	0.50		3	954	2,862

Notes: *Special Order for Standard 925, and Corner units (45°). Lead Time Required. Minimum quantities apply. Closed-end coping units can be used to construct steps. Custom color available (minimums apply). All measurements are nominal. Unilock, through Risi Stone® Systems International, can provide preliminary site engineering for most commercial projects. Soils information, site drawings, and loading requirements are some of the information details required in order to provide you preliminary site engineering. Contact your local Unilock Representative for details. Retaining wall engineering software is also available free of charge from www.unilock.com.

Internal Use Only. SST_NE, SST_CECOP_ON



Cross sections are examples, and must not be used for construction.



Cross sections are examples, and must not be used for construction.

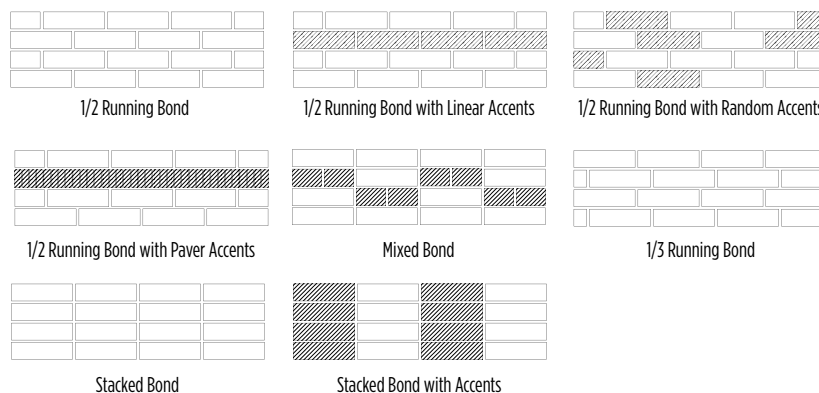


LOOK INSIDE!

U-Cara fascia panels hang easily on the patented Sure Track™ backer block.



U-Cara™ Fascia panels can be placed anywhere along the Sure Track Backer Block, allowing for a variety of patterns, color and texture combinations not possible with other systems.



The U-Cara Multi-Face Wall System represents a revolution in wall design.

This patented system, exclusive to Unilock®, is comprised of two basic components:

- | Sure Track™ backer blocks provide dimensionally accurate structure
- | U-Cara fascia panels provide unlimited design options



FRENCH GREY
UMBRIANO® FINISH



WINTER MARVEL
UMBRIANO FINISH



SUMMER WHEAT
UMBRIANO FINISH




BLACK GRANITE
SERIES™ FINISH



PEPPERED GRANITE
SERIES™ FINISH



BAVARIAN
PITCHED FACE



STEEL MOUNTAIN
PITCHED FACE



SIERRA
SMOOTH FACE



TUSCANY
SMOOTH FACE



OPAL
SMOOTH FACE



SURE TRACK
STANDARD BACKER
6" x 8" x 6"
15cm x 20cm x 15cm



SURE TRACK
LARGE BACKER
6" x 7" x 12"
15cm x 17.5cm x 30cm



UNIVERSAL™
BASE UNIT
19" x 14" x 2"
48.2cm x 35.5cm x 5.5cm



SURE TRACK
CORNER INSERT
L = 2" / 5cm



STANDARD FASCIA
HALF PANEL
6" x 9¼" x 2⅜"
15cm x 23.3cm x 6cm



CLOSED-END FASCIA
PANEL
6" x 21" x 2⅜"
15cm x 53cm x 6cm
UMBRIANO, PITCHED & SMOOTH



STANDARD FASCIA
PANEL
6" x 18½" x 2⅜"
15cm x 46.6cm x 6cm
UMBRIANO, PITCHED & SMOOTH



UNIVERSAL
COPING
19" x 14" x 2⅜"
48.2cm x 35.5cm x 7cm

CORNER BUNDLE

Stones & Bundling	Face Feet Per		Linear Feet Per		Units Per		Per Bundle		Lbs Per	
	Bundle	Unit	Bundle	Unit	Bundle	Face Feet	Layers	Sections	Unit	Bundle
Sure Track Standard Backer	33.91	0.32			105	3.10	3		23.21	2,436.8
Sure Track Large Backer	15.82	0.28			56	3.53	4		35.92	2,011.7
Standard Fascia Panel	61.52	0.73			84	1.37	6		18.02	1,513.3
Standard Fascia Panel	61.52	0.73			84	1.37	6		20.78	1,745.4
Corner Bundle (Pitched)	41.86						5		29.53	1,033.4
Closed-End Fascia Panel	29.15	0.83			35	1.20			20.60	
Half Fascia Panel	12.71	0.36			35	2.75			8.93	
Corner Bundle (Smooth) **	41.86						5		33.70	1,179.0
Closed-End Fascia Panel	29.15	0.83			35	1.26			23.62	
Half Fascia Panel	12.71	0.36			35	2.75			10.07	
Universal Coping Bundle			75.91	1.58	48		8		57.31	2,747.2
Universal Base Unit			85.39	1.58	54		9		46.30	2,499.9

Notes: ** - Opal Corner Bundle Only - 54.2 Face Feet/Bundle; contact Customer Service for details. *Sold in full bundles only. Backer blocks, coping and base units sold in full bundles only. Series and Umbriano sold by layer. Product is shipped on skids. All measurements are nominal.

Internal Use Only. UCA NY

BRUSSELS FULLNOSE™ & FULLNOSE EDGER™



ALMOND GROVE



CHARCOAL



COFFEE CREEK



LIMESTONE



NEW YORK



SANDSTONE



SIERRA




BAVARIAN



BRUSSELS FULLNOSE
6" x 12" x 2³/₄"
15cm x 30cm x 7cm



FULLNOSE EDGER
6" x 12" x 2³/₄"
15cm x 30cm x 7cm



Stones & Bundling	Unit	SqFt Per				Per Bundle		Soldier LnFt Per			Sailor LnFt per			Units Per			Lbs Per		
	Thickness	Bundle	Layer	Section	Stone	Layers	Sections	SqFt	Section	Bundle	SqFt	Section	Bundle	SqFt	Section	Bundle	Layer	Section	Bundle
Uxbridge Manufacturing																			
Fullnose	2 ³ / ₄ " (7cm)	96.00	12.00	24.00	0.500	8	4	-	24	96	-	-	-	2.00	48	192	343	706	2,740

Notes: Units can be adhered to pool edge using Unilock Concrete Adhesive, or with mortar. Always observe proper construction techniques when adhering pavers to a surface. Consult your local pool contractors for installation specifics. All measurements are nominal.

Internal Use Only. BFN NE FUL BO

ARCHITECTURAL PILLAR CAP



TAN



LIGHT GREY



MIDNIGHT CHARCOAL



ARCHITECTURAL
PILLAR CAP
28" x 28" x 4"
71.1cm x 71.1cm x 10cm

Stones & Bundling	Face Feet Per		Linear Feet Per		Units Per		Per Bundle		Lbs Per	
	Bundle	Unit	Bundle	Unit	Bundle	Face Feet	Layers	Sections	Unit	Bundle
Brewster Manufacturing										
Architectural Pillar Cap	3.06	0.76			4				233.82	935.3

Notes: All measurements are nominal.

Internal Use Only. UNI NY

UNIVERSAL COPING



TAN



LIGHT GREY



MIDNIGHT CHARCOAL



UNIVERSAL COPING
19" x 14" x 2³/₄"
48.2cm x 35.5cm x 7cm



Stones & Bundling	Face Feet Per		Linear Feet Per		Units Per		Per Bundle		Lbs Per	
	Bundle	Unit	Bundle	Unit	Bundle	Face Feet	Layers	Sections	Unit	Bundle
Brewster Manufacturing										
Universal Coping			75.91	1.58	48	8			57.308	2,747.2

Notes: All measurements are nominal.

Internal Use Only. UNI NY

LEDGESTONE™ STEPS & COPING



BUFF



GREY

TECHNICAL ADVANTAGES

Reala™ Surface Technology


Ultra-realistic textures cast from natural stone, brick and historic cobblestones.



24" PILLAR CAP
24" x 24" x 3½"
61cm x 61cm x 9cm




28½" PILLAR CAP
28½" X 28½" X 4½"
72cm X 72cm X 9cm



COPING UNIT
12" x 24" x 2¾"
30.5cm x 61cm x 7cm



CLOSED-END COPING
12" x 24" x 2¾"
30.5cm x 61cm x 7cm



FULLNOSE UNIT
12" x 24" x 1¼"
30.5cm x 61cm x 6cm



36" LEDGESTONE STEP
36" x 18" x 6"
91.4cm x 45.7cm x 15.2cm



48" LEDGESTONE STEP
48" x 24" x 6"
122cm x 61cm x 15.2cm



72" LEDGESTONE STEP
72" x 24" x 6"
183cm x 61cm x 15.2cm



LARGE LEDGESTONE COPING
30" x 13½" x 2¾"
76cm x 34.3cm x 7cm
NEW FOR 2019



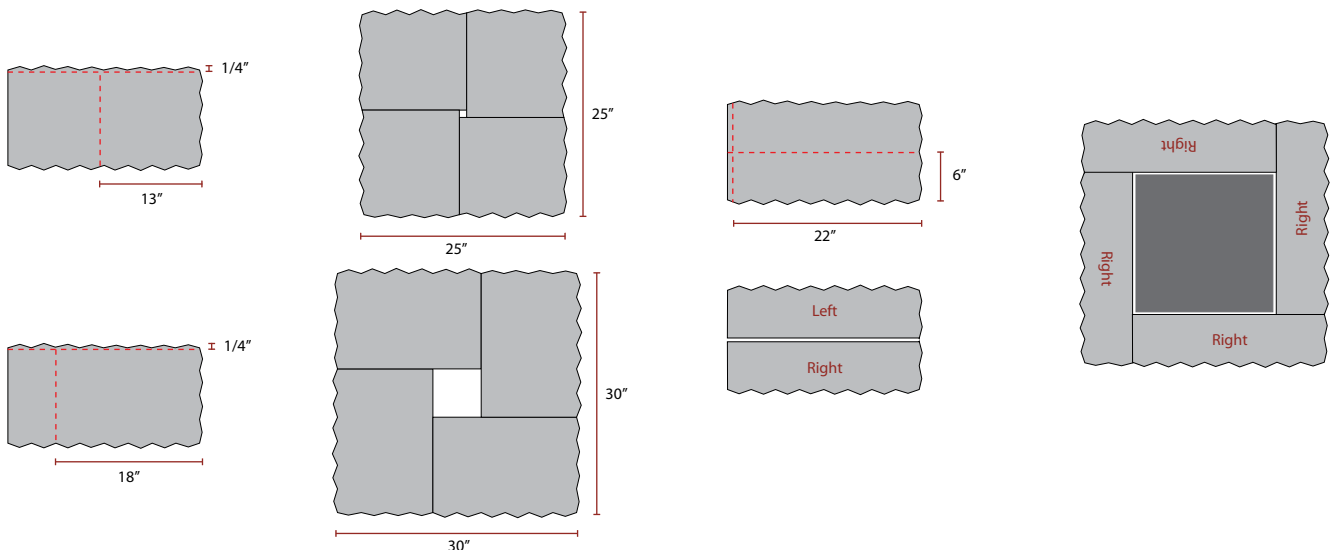
LARGE LEDGESTONE COPING -
Closed-End
30" x 13½" x 2¾"
76cm x 34.3cm x 7cm
NEW FOR 2019

Stones & Bundling	Face Feet Per		Linear Feet Per		Units Per		Per Bundle		Lbs Per	
	Bundle	Unit	Bundle	Unit	Bundle	Face Feet	Layers	Sections	Unit	Bundle
Aurora Manufacturing										
Fullnose			26.00	2.00	13				55.62	723
Coping Closed End 24"			24.00	2.00	12				66	796
Coping 24"			24.00	2.00	12				64	772
Pillar Cap			10.00	2.00	5			5	172	862
Pillar Cap 28½"x28½"			-	-	5			5	302	1,510
36" Step	4.50	1.499	9.00	3.00	3	0.67			327	982
48" Step	6.00	2.000	12.00	4.00	3	0.50			574	1,721
72" Step	9.01	3.00	18.00	6.00	3	0.33			860	2,581
Large Ledgestone Coping CE			30	2.50	12				93	1,116
Large Ledgestone Coping			30	2.50	12				94	1,128

Notes: 4 Ledgestone™ Closed-end coping units can be used to cap pillars larger than 20". That leaves a small opening for lighting. All caps require a skid that is refundable upon return in good condition. All measurements are nominal.

Internal Use Only. LDG CH

Oversized Pillar Coping Options



NATURAL STONE

SANDSTONE



AUTUMN HARVEST



INDIAN COAST



STONE CLIFF GREY

LIMESTONE



BLACK RIVER



HEARTHSTONE



WINTER MIST



12" x 24" x 7/8"
30cm x 60cm x 2.2cm



18" x 24" x 7/8"
45cm x 60cm x 2.2cm



24" x 24" x 7/8"
60cm x 60cm x 2.2cm



24" x 36" x 7/8"
60cm x 90cm x 2.2cm



COPING, STEP AND PILLAR CAP	Available Sizes	Autumn Harvest	Indian Coast	Stone Cliff Grey	Black River	Hearthstone	Winter Mist
Natural Edge Coping 	12" x 48" x 2"	X	X	X	X		
	12" x 72" x 2"	X	X	X	X		
	16" x 48" x 2"	X	X	X	X		
	16" x 72" x 2"	X	X	X	X		
Fullnose Coping 	12" x 48" x 2"	X	X	X	X		
	12" x 72" x 2"	X	X	X	X		
Natural Edge Step 	16" x 48" x 6"	X	X	X	X		
		X	X	X	X		
Pillar Cap 	24" x 24" x 2.5"	X	X	X	X	X	X
	28.5" x 28.5" x 4"	X	X	X	X	X	X

NATURAL STONE cont'd

Sandstone and Limestone Slab Data

Stones & Bundling	Unit Thickness	SqFt/ Crate	SqFt/ Stone	Units/ SqFt	Units/ Crates	Lbs/ Unit	Lbs/ Crate
12" x 24"	0.87" (2.2cm)	180	2	0.5161	90	23.13	2149
18" x 24"	0.87" (2.2cm)	186	3	0.3441	62	34.71	2,152
24" x 24"	0.87" (2.2cm)	160	4	0.2581	40	46.28	1,851
24" x 36"	0.87" (2.2cm)	180	6	0.1720	30	69.40	2,082

Natural Edge Coping Data

Stones & Bundling	Unit Thickness	Face Ft/ Crate	Linear Ft/ Crate	Linear Ft/ Unit	Units/ Crates	Lbs/ Unit	Lbs/ Crate
12" x 48"	2" (5cm)	-	80	4	20	105.82	2,116
12" x 72"	2" (5cm)	-	72	6	12	158.73	1,905
16" x 48"	2" (5cm)	-	64	4	16	141.09	2,258
16" x 72"	2" (5cm)	-	60	6	10	209.44	2,094

Steps Data

Stones & Bundling	Unit Thickness	Face Ft/ Crate	Linear Ft/ Crate	Linear Ft/ Unit	Units/ Crates	Lbs/ Unit	Lbs/ Crate
16" x 48"	6" (15cm)	32	24	4	6	421.08	2,526
16" x 72"	6" (15cm)	32	24	6	4	628.31	2,513

Fullnose Coping Data

Stones & Bundling	Unit Thickness	Face Ft/ Crate	Linear Ft/ Crate	Linear Ft/ Unit	Units/ Crates	Lbs/ Unit	Lbs/ Crate
12" x 48"	2" (5cm)	-	80	4	20	105.82	2,116
12" x 72"	2" (5cm)	-	72	6	12	158.73	1,905

Pillar Cap Data

Stones & Bundling	Unit Thickness	Face Ft/ Crate	Linear Ft/ Crate	Linear Ft/ Unit	Units/ Crates	Lbs/ Unit	Lbs/ Crate
24" x 24"	2.5" (6.5cm)	-	-	-	14	136.6	1,913.61
28.5" x 28.5"	4" (10cm)	-	-	-	14	136.6	1,913.61

PORCELAIN



TRAVSTONE BEIGE



TRAVSTONE NOCE



GOTHAM NERO



GOTHAM BEIGE



GOTHAM GREY



ARBOR BIANCO
NEW FOR 2019



ARBOR GREY
NEW FOR 2019



ARBOR NATURAL
NEW FOR 2019



EIKON GEA



EIKON TITANIO



GRAUSTEIN



RIMINI
NEW FOR 2019



24" x 24" x 3/4"
60cm x 60cm x 2cm



16" x 32" x 3/4"
40cm x 80cm x 2cm
Arbor Bianco, Arbor Grey and
Arbor Natural only

Stones & Bundling	Unit Thickness	SqFt/ Unit	SqFt/ Box	Boxes/ Pallet	Units/ Box	SqFt/ Pallet	Lbs/ SqFt	Units/ Pallet	Lbs/ Box	Lbs/ Pallet
DelConca USA										
24" x 24" (60cm x 60cm):										
Gotham Beige, Grey & Nero	.75" (2cm)	3.875	-	-	-	255.75	9.23	66	-	2,360
16" x 32" (40cm x 80cm):										
Arbor Bianco, Grey & Natural	.75" (2cm)	3.445	-	-	-	268.71	9.30	78	-	2,500
Caesar										
24" x 24" (60cm x 60cm):										
Eikon Gea, Eikon Titanio, Graustein & Rimini	.75" (2cm)	3.875	7.75	30	2	232.5	9	60	72.6	2,178

Notes: Refer to metric measurements; all imperial measurements are nominal. **Product is sold in full boxes only.**
For pedestal applications, please contact your Unilock Territory Manager.

FIREPIT KITS

RIVERCREST® FIREPIT KIT



FIREPIT GRILL

Firepit grill is included and fits securely into the firepit.



BUFF



COASTAL SLATE

Stones & Bundling	Stones per Course	Stones per Pallet	Outside Diameter	Inside Diameter	Insert Diameter	Lbs/ Unit	Lbs/ Pallet	Kits/ Bundle
Rivercrest - Georgetown Manufacturing								
Rivercrest								
Round Firepit	4	12	54"	36"	-	126	1512	1

ROMANSTACK® FIREPIT KIT



FIREPIT LID

Firepit lid is available and fits securely into firepit.
Accessories available - please see page 51.



ALMOND GROVE



GRANITE



SIERRA

Stones & Bundling	Stones per Course	Stones per Pallet	Outside Diameter	Inside Diameter	Insert Diameter	Lbs/ Unit	Lbs/ Pallet	Kits/ Bundle
RomanStack - Uxbridge Manufacturing								
RomanStack								
Round Firepit	24	100	60"	47"	46"	-	1725	1

FIREPIT KITS

SUNSET FIREPIT KIT

This firepit kit uses Brussels Dimensional System™ and is available in both round and square styles.



FIREPIT LID

Firepit lid is available and fits securely into both the round or square firepit designs.



ALMOND GROVE



LIMESTONE



SIERRA

ACCESSORIES

The following accessories are available for any firepit kit. CONTACT YOUR LOCAL TERRITORY MANAGER FOR DETAILS.



24" SWING AWAY GRILL



KETTLE WINCH

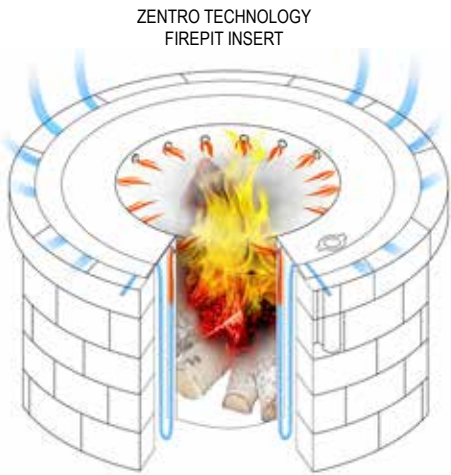


ACCESSORY POST WITH COLLAR

UNILOCK REDUCED SMOKE INSERT

UTILIZING ZENTRO TECHNOLOGY

There's nothing like relaxing around a firepit to bring family and friends closer together. But with ordinary firepits, smoke always blows in someone's face - usually yours. With Unilock Reduced Smoke Inserts, stinging eyes are a thing of the past. Zentro's patent-pending technology reburns smoke before it gets anywhere near your eyes. Say hello to good times and good-bye to smoke.



Stones & Bundling	Stones per Course	Stones per Pallet	Outside Diameter	Inside Diameter	Insert Diameter	Lbs/ Unit	Lbs/ Pallet	Kits/ Bundle
Sunset - Uxbridge Manufacturing								
Sunset/Brussels Dimensional Stone								
Round Firepit	18	72	52"	36"	35"		1499	1
Square Firepit	12	48	43"	29"	27"		1357	1

FIREPIT KITS

LINEO DIMENSIONAL FIREPIT



ALMOND GROVE



LIMESTONE



SIERRA



FIREPIT LID
Firepit lid is available and fits securely into the firepit.

Stones & Bundling	Stones per Course	Stones per Pallet	Diameter Outside of Stone	Diameter Inside of Stone	Diameter Pit Insert	Lbs/Unit	Lbs/Pallet	Kits/Bundle
Lineo - Uxbridge Manufacturing								
Lineo Square Firepit	12	48	43"	29"	27"	-	1357	1

UNILOCK ELEMENTS



Weights:
Tuscany Collection
 Fireplace Top — 2925 lbs
 Fireplace Bottom — 4225 lbs
 Wood Boxes — 4005 lbs
 Arched Hearth — 1170 lbs

BARCELONA Fireplace with Wood Box Feature
 (Almond Grove with Richcliff®) **SPECIAL ORDER**



Weights:
Barcelona Collection
 Fireplace Top — 2725 lbs
 Fireplace Bottom — 4170 lbs
 Wood Boxes — 4200 lbs
 Arched Hearth — 1200 lbs

TUSCANY Fireplace with Wood Box Feature
 (Sierra with Copthorne®) **SPECIAL ORDER**

MODA **SPECIAL ORDER**

The Moda pre-built fireplace is constructed from Lineo™ Dimensional Stone and Series™ accent. Available in Granite color only.

Weights:

Moda
 Fireplace Top — 2186 lbs
 Fireplace Bottom — 3284 lbs



MODA
SPECIAL ORDER

Bella and Moda Series are sold as shown. There is no ability to customize.



BELLA
SPECIAL ORDER

BELLA **SPECIAL ORDER**

The Bella pre-built fireplace is constructed from Rivercrest® Wall. Available in Coastal Slate color only.

Weights:

Bella
 Fireplace Top — 1685 lbs
 Fireplace Bottom — 3155 lbs



FIREPLACE

Two piece set (base and chimney), comes with stainless fire box, pipe, and metal termination cap. (Upgraded termination cap available.) 5620 lbs.



WOOD BOXES

Sold as a set of two and flank either side of the gas or standard fireplace. 3750 lbs per set.



HEARTH

Hearth with gentle curved front. 1025 lbs.

All Unilock Elements are available in TUSCANY or BARCELONA Styles with the custom accents seen below.

CUSTOM ACCENTS



Courtstone®



Richcliff®



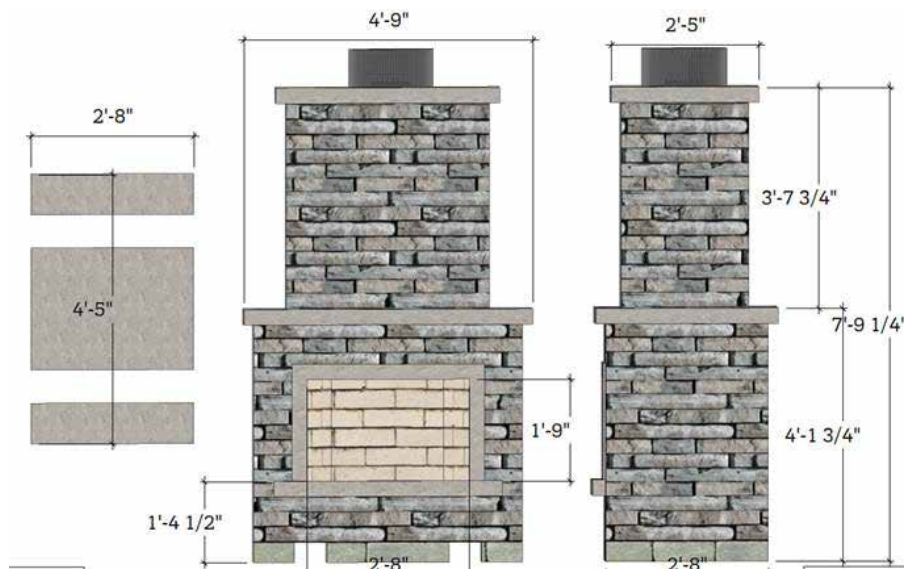
Umbriano®

UNILOCK ELEMENTS

MODA



BELLA



Guarantee: The standard Unilock guarantee applies to the units used to construct Unilock Elements. (See Unilock literature for details.) Third party grills and fireboxes carry their respective manufacturer's warranty and may change without notice.

Note: Unilock reserves the right to change model designs, accessories and colors without notice. Unilock will not be responsible for improper use or handling that results in property damage. Some models may not be exactly as shown. Fireplaces come complete with UL- approved stainless steel fireboxes. Check local building codes and regulations prior to ordering and installing Unilock Elements.

ACCESSORIES

UNICARE NATURAL STONE CLEANERS & SEALERS

For more information, visit
www.unicare-products.com

UNICARE NATURAL STONE ACID CLEAN

NEW!

1L and 5L



Removal of:

- Cement Staining
- Efflorescence
- Iron Oxide (Rust)
- Cement mortar
- Grout

Note: Never use hydrochloric or sulphuric acid based products. **ONLY FOR ACID RESISTANT STONE.**

Carefully read all instructions and safety information on product label prior to application. For additional safety information, see MSDS.

UNICARE NATURAL POWER CLEAN

NEW!

1L and 5L



Removal of:

- Oil & Grease
- Food Stains
- General Dirt & Mud
- Light cement contamination (on acid sensitive surfaces)
- Sap & certain plant stains

Note: Carefully read all instructions and safety information on product label prior to application. For additional safety information, see MSDS.

UNICARE BIOCLEAN

NEW!

1L and 5L



Removal of:

- Black spot algae
- Green algae
- Plant stains from leaves, wood, trees, berries & flowers
- Organic staining from bark & compost
- Colored stains from food spillages, tea, coffee and wine

Note: Carefully read all instructions and safety information on product label prior to application. For additional safety information, see MSDS.

UNICARE NATURAL STONE NATCOLORENHANCE SEALER

NEW!

1L and 5L



Color Enhancement For Porous Stones

- No surface coating, sheen or shine
- Breathable
- Lasts several years
- Easy to apply

Note: Carefully read all instructions and safety information on product label prior to application. For additional safety information, see MSDS.

UNICARE NATURAL STONE NATMATTE SEALER

NEW!

1L and 5L



For Porous Stones:

- No change of color
- No surface coating, sheen or shine at all
- Riven Sandstone & Smooth Sandstone

Note: Carefully read all instructions and safety information on product label prior to application. For additional safety information, see MSDS.

CLEANERS

SUREBOND EFFLO OFF

Efflo Off is a technologically advanced concentrated blend of buffered, non-acid organic salts and additives designed for the removal of efflorescence, mineral and salt deposits from virtually any type of hardscape surface with minimal or no brushing. Efflo Off is mild but may be corrosive to certain woods, metals and plants. Covering and protecting surrounding surfaces during application may be required.

Packaging 1 gallon • Box of 4 x 1 gallon containers



ACCESSORIES

CLEANERS continued



SUREBOND OIL EXTRACTOR

Oil Extractor is a powerful solvent based oil spot cleaner with an advanced biodegradable formula that dissolves, encapsulates, and removes petroleum and food based oil and grease particles from the surface.

Packaging 1 gallon • Box of 4 x 1 gallon containers



TECHNISEAL ORGANIC STAIN REMOVER

Description: Formulated to remove moss and mildew as well as tough organic stains such as dead leaves, blood, wine and non-greasy food stains on concrete pavers, slabs and walls, natural stone, etc; requires minimum scrubbing

Packaging 700g • Box of 6 x 700 g • 500 units per skid

Note: Carefully read all instructions and safety information on product label prior to application. For additional safety information, see MSDS.



TECHNISEAL SR SLURRY REMOVER FOR PAVERS AND SLABS

Description: This is the most effective product available for removing cement slurry and polymeric sand haze on concrete or clay pavers and slabs. 1 gallon of concentrated product cleans up to 600 sq.ft. Coverage will depend on surface condition and product dilution.

Packaging 1 gallon • Box of 4 x 1 US gallon

Note: Carefully read all instructions and safety information on product label prior to application. For additional safety information, see MSDS.

SEALERS



BP PRO WET LOOK JOINT STABILIZING SEALER (Solvent Based)

Designed specifically for use on block paving to seal the paver surface and fuse the joint sand. It is a solvent-based single component polymer that creates a semi-gloss finish. It has the consistency of a light oil and is clear in appearance. It has a strong odor when in its liquid state and dries to a transparent semi-gloss finish with a darkened wet look. It can be used outdoors on new and existing projects because it is UV stable. WetLook Stabilizing Sealer can be applied immediately because it is breathable and does not trap moisture and it has outstanding coverage. The product is easy to install and offers great stain and environment protection. Cured product is heat and freeze resistant.

Packaging:

- 1 gallon container
- 25 cases per skid (of 1 gal)
- 55 gallon container (4 per skid)
- Box of 4 x 1 gallon containers (4 x 1 US gal)
- 5 gallon pail (25 per skid)
- 50-125 sq.ft. coverage per gallon (approx.)*



BP PRO ENHANCING STABILIZING SEALER

Description: BP Pro Enhancing Stabilizing Sealer is designed specifically for use on block paving to stabilize joint sand and seal the paver surface. It is a water-based single component polymer that penetrates into the pores and seals the surface with a coating that gives you a semi-gloss finish. A green product that is solvent free and environmentally friendly, it is VOC, EPA, OSHA and FDA compliant. It is non-hazardous and non-toxic and can be used indoors and outdoors on new and existing projects. It can be applied immediately after completion, as it will not trap efflorescence and whiten. Easy to install and offering increased stain protection, it also reduces the formation of efflorescence.

Packaging: 1 and 5 gallon available

Note: Carefully read all instructions and safety information on product label prior to application. For additional safety information, see MSDS.

SEALERS continued



BP NATURAL STABILIZING SEALER

Description: BP Natural Stabilizing Sealer is designed specifically for use on block paving to stabilize joint sand and seal the paver surface. It is a water-based single component polymer that penetrates into the pores and seals the surface with a coating that gives you a natural looking sheen. A green product that is solvent free and environmentally friendly, it is VOC, EPA, OSHA and FDA compliant. It is non-hazardous and non-toxic and can be used indoors and outdoors on new and existing projects. It can be applied immediately after completion, as it will not trap efflorescence and whiten. Easy to install and offering increased stain protection, it also reduces the formation of efflorescence.

Packaging: 1 and 5 gallon available

Note: Carefully read all instructions and safety information on product label prior to application. For additional safety information, see MSDS.

ADHESIVE



SB-10 PAVER BOND ADHESIVE

High Strength Structural Grade Hardscape Adhesive

10 oz. Caulk Tube: 20' at 1/4" Bead (Case of 12) 28 oz. Caulk Tube: 50' at 1/4" Bead (Case of 12)

Ideal for step veneering and retaining wall cap securement.

SPECIFICATIONS - (Conforms to UN-STD. 1804, ASTM 2339-70 & FHA UM-60)

Color: Natural Sand Color Viscosity: Smooth Easy Gun Grade Mastic

CLEANUP: Use mineral spirits or chlorinated solvents - read solvent supplier's caution notes for use of this product.

STORAGE: Store in cool place, rotate stock. Keep at 70°F for 24 hours before use in cold weather. Store cartridges upright. Product does not have a flash point after it dries.

SANDS



POLYBIND G2 SAND **NEW**

NO DUST • HAZE FREE • NO BLOWER • ONE WATERING

Designed for paver joints up to 2".

PolyBind Complete G2 is made with calibrated sand that is mixed with sophisticated intelligent polymers, which neutralizes haze and dust. The polymeric sand application is now dust-free and haze-free. No blower is needed and the intelligent polymeric sand requires only one watering. It is recommended for a variety of uses including pool decks, patios, footpaths, driveways, parking spaces, pavements, etc. Available in Nevada Tan and Oxford Grey. It sets above the freezing temperature 32°F and can be used for joints up to a maximum of 2 in.

50 lb/bag Coverage: 65-85 sq. ft. per bag for narrow joints / larger joints will require more sand



SABLE MARCO EV EVOLUTION

EV EVOLUTION polymeric sand is a specially formulated high performance mix of graded sand and binding agent to fill pavers joints. Its superior performance and durability is ideal for the installation of pavers or slabs as well as replacing existing joints on sidewalks, patios, sloped driveways or walkways. It will remain stable and flexible and maintain its flexibility and durability in the most extreme weather conditions. Three natural Colors: grey, beige & black (contains no pigment or dyes).

50 lb bags 63 bags per skid, 3150 lbs/skid

Coverage: Approximately 120 sq. ft. /container Coverage will vary depending on the type/size of stone used.

Note: Extra care must be exercised when using on Courtstone, Copthorne, Richcliff and Town Hall. This product is not recommended for Il Campo®, Series™, Unigranite® or Umbriano®.

SANDS continued

SANDS PAVERS / FEATURES	SAND RECOMMENDATIONS BY PRODUCT	
	Polymeric Sand	
	For joints up to 1" May be sealed. Available in Tan, Black or Grey Binding Sand	
Artline™	✓+	
Beacon Hill Flagstone™	✓	
Beacon Hill Smooth	✓	
Bristol Valley™	✓+	
Cophorne®	✓+	
Courtstone®	✓+	
Il Campo®	N/R	
Richcliff®	✓+	
Series™	N/R	
Senzo™	✓	
Town Hall®	✓+	
Thornbury™	✓	
Transition™	✓	
Treo™	✓	
Tribeca Cobble	✓+	
Umbriano®	✓+	
Westport™	✓	
Tumbled Pavers	✓	
Classic Pavers	✓	

N/R - Not Recommended

✓ - Recommended

✓+ - Recommended with Extra Care
(contact your Territory Manager for more information)

IMPORTANT NOTICE

1. **DO NOT USE** Polymeric Jointing Sand on the following products: Series™ Il Campo®

If joint stabilization is required, use ordinary jointing sand and apply a stabilizing sealer. **Contact your local Unilock office for recommended sealants and application specifics.**

2. **EXTRA CARE** must be exercised when using Polymeric Sand on the following products:

Courtstone®

Cophorne®

Richcliff®

Town Hall®

Umbriano®

Polymeric Jointing Sand can be used on these products but the fine polymers and binders in Polymeric Jointing Sand have a natural tendency to adhere to the surface and therefore extra diligence must be taken to pre-clean the surface prior to "wetting the sand in" and squeegee off the surface post application. Failure to do so will result in a "whitish haze" on the surface that is difficult to remove.

3. **IMPORTANT COMPACTION NOTICE:** Always pre-compact the pavers WITHOUT SAND IN THE JOINTS. This will facilitate proper leveling. Polymeric sand can then be swept into the joints. *Always use a compactor with a protective membrane attached to the bottom of the plate.*

Polymeric Jointing Sand, cleaners and sealers, must always be applied by a trained and experienced professional. Contact your local Unilock office for training and the most up-to-date best practices.

NOTICE: Unilock does not accept any responsibility for damage to the surface caused by the improper application and use of any polymeric sand, sealers or cleaners.

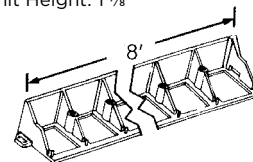
EDGE RESTRAINTS



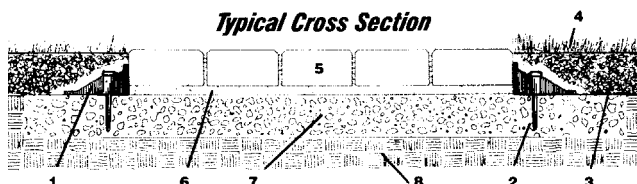
SNAPEDGE - ONE-PIECE EDGING THAT DOES IT ALL! NOW ALSO AVAILABLE IN LOW PROFILE

- Built-in connection fastens one piece to the next
- Unique Snip & Flex feature speeds installation of curves and corners without planning
- One Piece can be used for straight or curved installations.
- Spike bosses every 4" on center. Recommended spike spacing is 1 spike every foot for driveways and 1 spike every 16" for patios and walkways
- Open base design promotes root system development and growth right through the base further strengthening the installation
- Low Profile is engineered for natural stone, cast stone, slabs and pavers less than 2" high

8' (96") length pcs.
Pieces per Pallet: 672 (5,376 ln. ft.)
Pieces per Bundle: 24 (192 ln. ft.)
Bundles per Pallet: 28
Pallet Weight: 1612 lbs.
Pallet Size: 98" l x 48"w x 50" h
Unit Height: 1 7/8"



- SnapEdge
- 10" Spiral Spike
- Soil
- Turf



- Sand Jointed Paver
- Sand Jetting Course
- Aggregate Base
- Compacted Subgrade

UNILOCK DRIVEGRID



UNILOCK DRIVEGRID

Unilock DriveGrid Geogrid is an advanced product specifically designed for trafficked surfaces. DriveGrid Geogrid's multi-directional properties leverage triangular geometry, one of construction's most stable and widely utilized shapes, to provide an enhanced level of in-plane stiffness. Its triangular structure, coupled with improved rib and junction geometry, offers the construction industry an improved alternative to conventional materials and practices.

DriveGrid Geogrid is manufactured from a punched polypropylene sheet oriented in multiple, equilateral directions to form its triangular apertures, resulting in high radial stiffness throughout the full 360 degrees. This feature yields a more efficient product that delivers optimal in-service stress transfer from the aggregate to the stabilizing geogrid.

- 120' x 13.1' Roll, 1,576 Sq.Ft./Roll, 56 lb. Roll

SILCA GRATE SYSTEM



SILCA GRATE SYSTEM

This system is ideal for applications where decking materials like wood lumber or composite lumber would have otherwise been the only choice. When connected to wood floor joists, Silca Grate™ grids provide a substructure (sub-floor) for a wide variety of decking materials: stone, brick pavers, slate, travertine pavers, marble or granite. Because it is engineered for strength and easy installation, this durable outdoor flooring makes it possible for residential do it yourself, as well as commercial architects, designers and builders, to create a new, exciting outdoor living space!

PAVERSAVER UNI MAT



PAVERSAVER UNI MAT

Universal Design - for use on most compactors

The PaverSaver Uni Mat is made out of a specially formulated urethane rubber. This material is soft enough to protect the paver surface and hard enough to minimally affect travel speed. The universal sizing fits most compactor plates and easily attaches and detaches from the compactor.

TOOLS AND ACCESSORIES

	UNITS PER PACKAGE	CLEANERS & SEALERS	UNITS PER PACKAGE
ADHESIVES			
Unilock Adhesive - 10 oz. (by the case)	12 per case	Surebond Efflo Off	1 gallon
Unilock Adhesive - 28 oz. (by the case)	12 per case	Surebond Oil Extractor	1 gallon
EDGE RESTRAINTS		Techniseal Organic Stain Remover	70 oz.
8' Snap Edge	24 pcs/bundle	Techniseal Slurry Remover	1 gallon
10" Spikes (50lb case) By the case only.	1	Unicare NatMatt Sealer	1L
GEOGRID AND FABRICS		Unicare NatMatt Sealer	5L
Strata 150 - 22.22 sq. yds/roll	1 roll	Unicare NatColorEnhance Sealer	1L
Strata 200 - 200 sq. yds/roll	1 roll	Unicare NatColorEnhance Sealer	5L
Filter Fabric - 6.25' x 360' roll	1 roll	Unicare PowerClean	1L
TENSAR TRIAX GEOGRID		Unicare PowerClean	5L
TX130S - 120' x 13.1' Roll	1 roll	Unicare AcidClean	1L
SAND		Unicare AcidClean	5L
Sable Marco EV Sand - Beige, Black, and Grey	63 bags/skid	Unicare BioClean	1L
Polybind G2 Sand - Tan, Grey	56 bags/skid	Unicare BioClean	5L
		BP Pro Wet Look Joint Stabilizing Sealer	1 gallon
		BP Pro Wet Look Joint Stabilizing Sealer	5 gallon
		BP Pro Natural Joint Stabilizing Sealer	1 gallon
		BP Pro Natural Joint Stabilizing Sealer	5 gallon
		BP Pro Enhancing Stabilizing Sealer	1 gallon
		BP Pro Enhancing Stabilizing Sealer	5 gallon

BASE THICKNESS CHART (GENERAL)

APPLICATION	GRAVEL BASE	BEDDING COURSE	BACKFILL WIDTH (WALLS ONLY)
PATIOS, WALKWAYS, POOL DECKS	4" - 6" (10cm-15cm)	1" (2.5cm)	
DRIVEWAYS	8" - 12" (20cm - 30cm)	1" (2.5cm)	
STEPS, PLANTERS, RAISED PATIO	6" (15cm)	0 - 1/8" (0cm - 0.3cm)	8" - 12" (20cm - 30cm)
RETAINING WALLS UNDER 18" (45cm)	6" (15cm)	0 - 1/8" (0cm - 0.3cm)	12" (30cm)
RETAINING WALLS OVER 18" (45cm)	6" (15cm)	0 - 1/8" (0cm - 0.3cm)	16" (50cm)
Soil condition - In areas with poor soil conditions, (eg., heavy clay, disturbed soils) increase the depth of the base to provide more stability. Where poor soil conditions exist it may be advisable to contact an engineer when constructing a retaining wall in excess of 24" in height.			

Area = (Length) x (Width)

Area of a Circle = $3.14 \times (\text{Radius}) \times (\text{Radius})$
Area of a Half Circle = $1.57 \times (\text{Radius}) \times (\text{Radius})$
Area of a Quarter Circle = $.78 \times (\text{Radius}) \times (\text{Radius})$
Area of a Triangle = $(1/2 \text{ Base}) \times (\text{Height})$
Perimeter of a Circle = $6.28 \times (\text{Radius})$
Perimeter of a Half Circle = $3.14 \times (\text{Radius})$
Perimeter of a Quarter Circle = $1.57 \times (\text{Radius})$

Metric Equivalents

1 inch = 2.5400 centimeters
1 foot = 0.3048 meter
1 yard = 0.9144 meter
1 sq. foot = 929.030 sq.centimeters
1 sq. meter = 1.196 sq. yards
27 cu feet = 1 cu. yard

1 centimeter = 0.3937 inch
1 meter = 39.3701 inches

IMPORTANT NOTES

Unilock PAVER PATTERNS

This Product Data Guide contains an extensive reference to patterns and designs. The purpose of these pattern swatches is to help the designer plan unique and exceptional designs. The percentages of products shown are based on the pattern and not on bundle configurations. In fact, there may be situations in which a pattern has been created with one particular size of stone, but that stone only comes packaged with two other sizes. This means that the designer will have to plan how the other components are used in the overall plan. This is usually accomplished by adding a border or an accent. As a result, overages or shortages may occur in certain patterns. The designer and/or installer of Unilock products accepts all responsibility for design and all associated costs incurred as a result of applying any of Unilock's suggested design patterns in a project. Please plan your project and review your order carefully prior to ordering.

TRANSFERABLE LIFETIME GUARANTEE

Unilock provides a Transferable Lifetime Guarantee* on the structural integrity of our paving stones, slabs and retaining wall units to the original purchaser of the product for residential use. Any materials installed and maintained to our guidelines, and subject to normal wear, that prove defective, will be replaced without cost. Color matching cannot be guaranteed and replacement labor is not included. Proof of purchase is required.

Excessive defective material (over the industry accepted normal of 2% for non-tumbled unit pavers) delivered to the purchaser will be replaced free of charge if a written claim is made within 5 days of delivery from the manufacturer. Such claims will not constitute reason for delaying payment. All goods shall be deemed accepted if completely installed. Inspect concrete products prior to opening bundle packaging to ensure that shape and color are as ordered. Unsatisfactory material must be available for inspection by Unilock to entitle the purchaser to any adjustment or credit. Inspect all concrete units during installation and set aside any which are chipped or cracked to use for any cut pieces required. The color of concrete products may vary significantly between production lots. Always install concrete units from several bundles simultaneously to ensure proper distribution of color. Prior to final compaction, inspect installed pavers for good color distribution. Relocate certain pavers, if necessary, to achieve desired color blend.

*Transferable Lifetime Guarantee: Register your project within 60 days of your dated proof of purchase to ensure your Unilock Guarantee is fully transferable! Simply go online at unilock.com and follow instructions. Once processed, you will receive an original Transferable Warranty Certificate for your records.

PRODUCT HANDLING WARNING

Bundle Straps Under Tension - Use extreme caution when removing or handling straps. Always wear gloves, goggles, safety footwear, and protective clothing when removing or handling straps. Failure to do so may result in serious bodily injury or loss of sight. Cut all concrete products only in well ventilated areas. Inhalation of dust is a serious health risk. A "NIOSH" (US) or a "CSA" (CDN) approved respirator, safety goggles, hearing protectors, and gloves must be worn at all times. Always "wet-cut" or "wet grind" concrete products to minimize dust.

Do not stack bundled concrete products higher than 2 bundles high. Contents of the bundle may be unstable and subject to topple when stacked. Always use extreme caution and appropriate equipment when transporting or storing bundled concrete products. Failure to do so may result in serious bodily injury or death. Always obey gross vehicle weight (GVW) loading limitations and regulations.

Hazard Rating: Fire 0, Health 1, Reactivity 0. See MSDS Concrete Masonry (Pavers). Contact Unilock for complete sheet or view safety information at www.unilock.com.

Unilock assumes no liability or responsibility for loss or damage, resulting from the improper use or handling of our products, or from failure to follow instructions, warnings, and/or advisories on the product label, and on the MSDS sheet.

TRADEMARK AND LEGAL INFORMATION

Umbriano® is a trademark of Metten Stein + Design GmbH & Co KG used under license by Unilock.

Unilock Ltd. and Hengestone Holdings, Inc. are the owners or authorized users of all trademarks used in this publication unless otherwise specified.

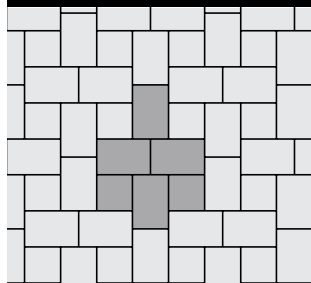
Measurements throughout this portfolio are nominal.

*Colors shown in this catalog should be used only as a guide. Colors should always be chosen from actual samples. Contact your local Unilock representative for color availability in your area.


Not all products shown are available at all Unilock locations. Log on to www.unilock.com for availability.

LAYING PATTERNS

ANTARA®




Antara E - 75% Large Rectangle, 25% Square



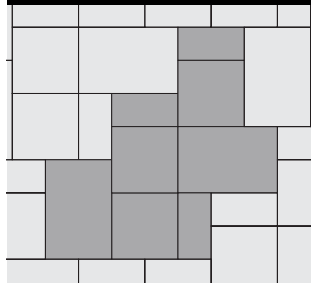
Antara G - 50% Large Rectangle, 50% Square

ARTLINE™

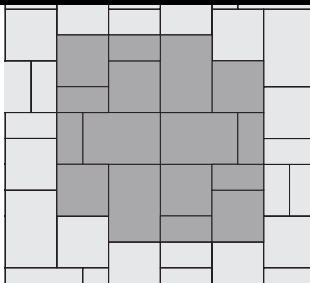


Artline A - 100% Random

BEACON HILL™ FLAGSTONE/SMOOTH / BRISTOL VALLEY®




BHF A - 100% Random




BHF B - 100% Random

BRUSSELS BLOCK®




Brussels B - 100% Standard

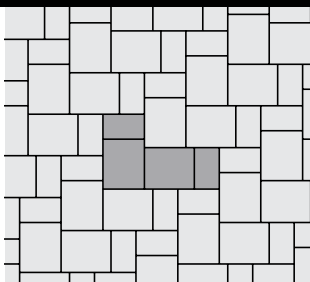


Brussels E - 100% Half Stone

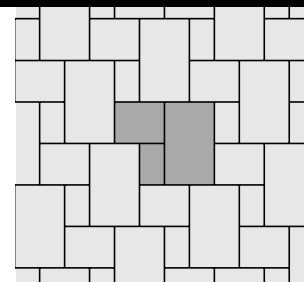
BRUSSELS BLOCK®



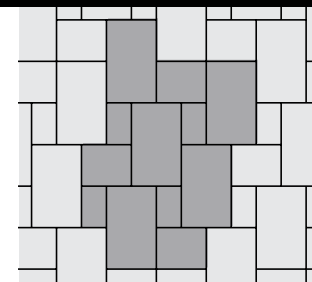
Brussels H - 67% Standard, 33% Half Stone



Brussels P - 67% Standard, 33% Half Stone




Brussels Y - 57% XL, 29% Standard, 14% Half

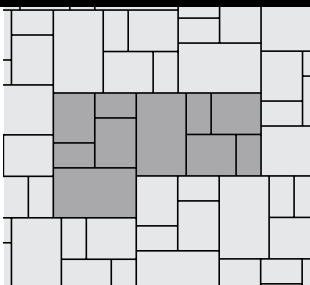


Brussels Z - 67% XL, 20% Standard, 13% Half

BRUSSELS BLOCK®




Brussels AC - 50% XL, 50% Standard




Brussels AF - 40% XL, 40% Standard, 20% Half

COPTHORNE®




Cophorne A - 100% Standard




Cophorne B - 100% Standard

CAMELOT™




Camelot F - 75% Large Rectangle, 25% Square




Camelot L - 75% Large Rectangle, 25% Square

CASSOVA®



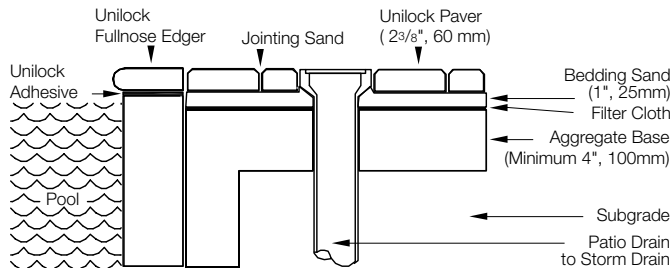
Cassova B - 100% Standard

COURTSTONE®




Courtstone A - 100% Random


FULLNOSE EDGER™



HOLLAND PREMIER®




Hollandstone C - 100% Standard




Hollandstone D - 100% Standard

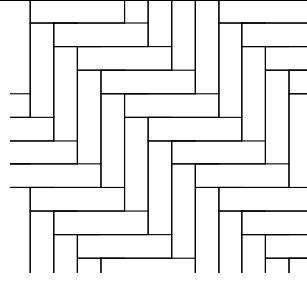
MATTONI




Mattoni A - Standard 100%



Mattoni B - Standard 100%




Mattoni C - Standard 100%




Mattoni D - Standard 100%

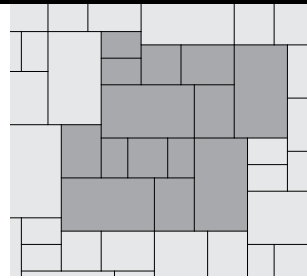
RICHCLIFF®



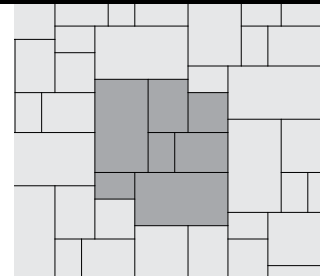
Richcliff A - 100% Random



Richcliff B - 100% Random

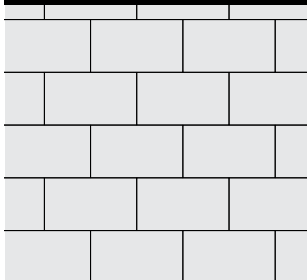


Richcliff E - Random Bundle (44.6%)
Large Rectangle (55.4%)

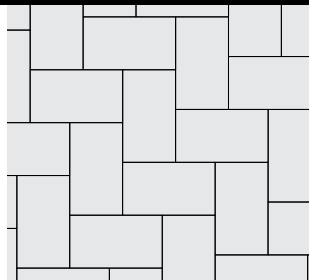


Richcliff F - Random Bundle (44.6%)
Large Rectangle (55.4%)

RICHCLIFF®




Richcliff G - Large Rectangle (100%)




Richcliff H - Large Rectangle (100%)

Series™

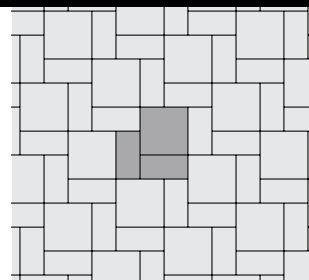


Series F - 57% 12"x12",
14% 6"x6", 29% 6"x12"

Series™




Series G - 67% 12"x12",
11% 6"x6", 22% 6"x12"




Series K - 50% 12"x12",
50% 6"x12"

Series™ RANDOM BUNDLE




Series M - 100% Random




Series N - 100% Random

Note: 5% waste on average. Patterns may not reflect bundle configurations. More patterns available at unilock.com.

THORNBURY™

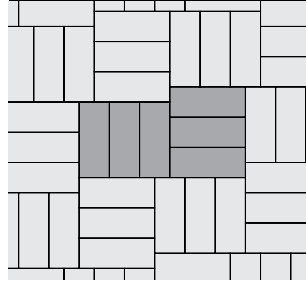


Thornbury A - 100% Random.

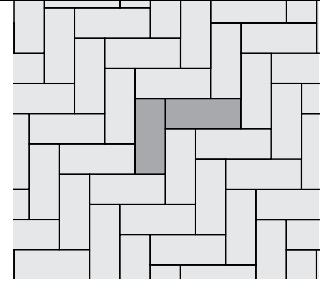


Thornbury B - 100% Random

TOWN HALL®

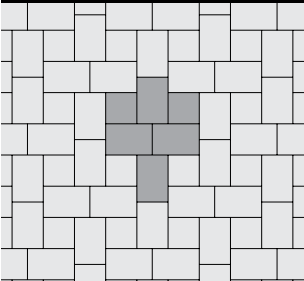


Town Hall A - 100% Standard

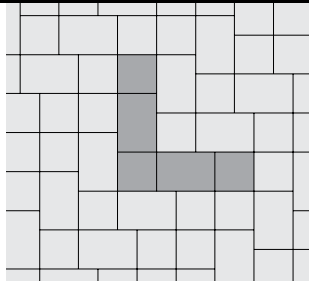


Town Hall B - 100% Standard

TRANSITION™




Transition L - 70% Large Rec.,
25% Square

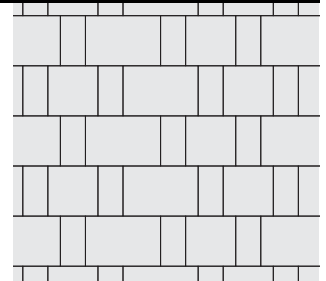


Transition K - 50% Rectangle,
50% Square

TREO™




Treo A - 100% Random



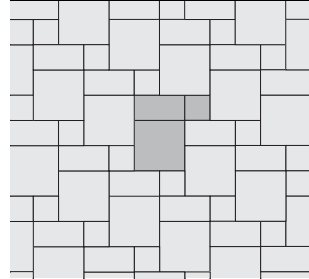
Treo B - 100% Random

TRIBECA COBBLE




Tribeca Cobble - 100% Random


UMBRIANO®



Umbriano A - 57% 16"x16",
29% 16"x8", 14% 8"x8"

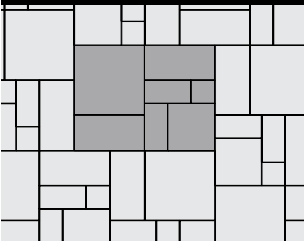


Umbriano B - 67% 16"x16",
22% 16"x8", 11% 8"x8"



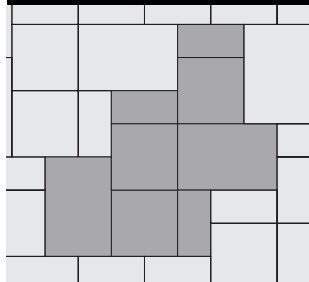
Umbriano C - 54% 16"x16",
37% 8"x16", 9% 8"x8"

UMBRIANO®

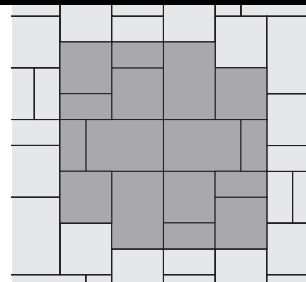


Umbriano E - 33% 24"x24",
33% 12"x24", 15% 16"x16",
15% 16"x8", 4% 8"x8"

UMBRIANO® RANDOM BUNDLE

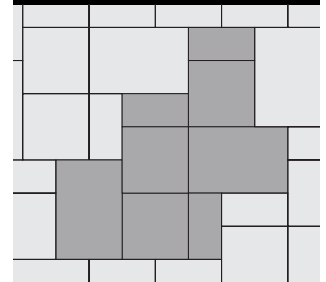


Umbriano Random A -
100% Random




Umbriano Random B -
100% Random

WESTPORT



Westport B - 100% Random

FINISHES



BRUSHED



COBBLESTONE



WEATHERED



DIMPLED AND WEATHERED



FLAGSTONE




SMOOTH PREMIER



WASHED



SMOOTH - ZERO BEVEL



SPLIT



TIMEWORN



SPLIT AND WEATHERED



STANDARD

Finishes:

B=Brushed; C=Cobblestone; CU=Custom; D=Dimpled; DW=Dimpled and Weathered; F=Flagstone; S=Standard; SM=Smooth; SZ=Smooth Zero Bevel; SP=Split; SP/W= Split and Weathered; T=Timeworn; W=Weathered; WS=Washed *This application chart should only be used as a guide. Site conditions, base materials, pattern, and frequency of use may vary the performance of various types and styles of products.*

COLOR BLEND DESCRIPTIONS

COLOR NAME	DESCRIPTION	COLOR NAME	DESCRIPTION
Almond Grove	Tan, Buff and Charcoal	Heritage Clay	Burnt Clay and Basalt
Aspen	White with Black Speckles	Heritage Red	Burgundy Red and Basalt
Autumn Sunset	Brown Flake	Ice Grey	Grey and White
Basalt	Blue-Black	Limestone	Light Grey
Bavarian	White, Buff and Charcoal	Midnight Sky	Charcoal and Black Flake
Black Granite	Black Granite and Charcoal	Mocha Brown	Brown and Red Granite
Castano	Dark Brown and Burnt Brown blend	Nuvola	Dark Charcoal and Light Grey
Coastal Slate	Grey and Tan	Pebble Taupe	Tan and Brown
Coffee Creek	Buff, Charcoal, Mauve	Peppered Granite	White with Black Speckles
Copper Ridge	Copper Buff	Rustic Red	Red and Charcoal
Crema	Cream and Buff	Sandstone	Light Buff
Crystalline basalt	Granite with Black	Sierra	Buff, Charcoal and Brown
Dawn Mist	Grey and Tan	Steel Blue	Grey and Blue
Fossil	Tan, Charcoal and Natural	Steel Mountain	Grey and Cream
French Grey	Gray with White	Summer Wheat	Cream White with Pale Yellow & Beige Particles
Granite	Charcoal and Natural	Tuscany	Sandstone and Tan
Grenada White	White with Grey Speckles	Winter Marvel	White and Black Flake
Heritage Brown	Dark Brown and Salmon		

PRODUCT DIRECTORY

Unit Pavers

Product	Page	Finish	Pedestrian	Residential Vehicular	Commercial Vehicular	Environmental	For Borders & Accents
Anchorlock [®]	2	S	✓	✓	✓		
Antara [®]	2	DW	✓	✓			✓
Artline [™]	3	S	✓	✓			
Beacon Hill Flagstone [™]	4	F	✓	*			
Beacon Hill Smooth	4	SM	✓	*			
Bristol Valley [®] EASYCLEAN	5	S	✓				
Brussels Block [®]	5	W	✓	✓			✓
Camelot [™]	6	S	✓	✓	✓		✓
Cassova [™]	6	DW	✓	✓			✓
City Park Paver [™]	7	CU	✓	✓	✓		✓
Copthorne [®]	7	T	✓	✓			✓
Courtstone [®]	8	C	✓	✓			✓
Dura-Mat [™]	8	S			✓	✓	
Eco-Line [®]	9	CU	✓	✓	✓	✓	
Eco-Optiloc [™]	9	CU	✓	✓	✓	✓	
Eco-Priora [™]	10	CU	✓	✓	✓	✓	✓
Eco-Promenade [®]	11	CU	✓	✓	✓	✓	✓
Hollandstone [™]	11	S	✓	✓	✓		✓
Holland Premier [™]	12	S	✓				✓
Il Campo [®]	12	B	✓	✓	✓		✓
Mattoni	13	T	✓	✓			✓
Natural Stone	37		✓				✓
Optiloc [®]	13	S	✓	✓	✓		
Porcelain	39	SM	✓				✓
Promenade [®] Paver	14	CU	✓	✓	✓		
Richcliff [®]	15	F	✓	✓			✓
Senzo [™]	15	SM	✓	✓	✓		✓
Series [™]	16	WS	✓	✓	✓		✓
Skyline [™] Slab	16	SM	✓				
Thornbury [™]	17	F	✓	✓	✓	✓	
Thornbury [™] Smooth	17	SM	✓	✓	✓		
Town Hall [®]	18	T	✓	✓	✓	✓	✓
Transition [™]	18	F	✓	✓			✓
Treo [™] EnduraColor [™]	19	F	✓	✓			✓
Tribeca Cobble [™]	20	WS	✓	✓	✓	✓	✓
Turfstone [™]	18	S		✓	✓	✓	
Uni Eco-Stone [®]	20	CU	✓	✓	✓	✓	
Umbriano [®]	21	SZ	✓	✓			✓
Westport [™] EASYCLEAN	22	SZ	✓	✓			✓

Retaining Walls

Product	Page	Finish	Gardens	Retaining Walls	Steps	Seatwalls	Pillars
Brussels Dimensional System [™]	23	W	✓	✓	✓	✓	✓
Brussels Fullnose [™] & Fullnose Edger [™]	35	S	✓		✓	✓	✓
Concord Wall [™]	24	SP	✓	✓	✓	✓	✓
DuraHold [®]	25	S		✓			
DuraHold2 [®]	26	S		✓			
Estate Wall [®]	27	SP/W	✓	*	✓	✓	✓
Ledgestone [™]	35	S	✓		✓	✓	✓
Lineo [™] Dimensional Stone	29	SM	✓	*		✓	✓
Rivercrest [®] Wall	30	F	✓	✓	✓	✓	✓
Roman Wall [®]	32	SP/W	✓	✓	✓	✓	✓
SienaStone [®]	33	SP		✓	✓		
U-Cara [®]	24	Various	✓	✓	✓	✓	✓
Universal Coping	36	S	✓		✓	✓	✓

* See product page for details



BOSTON
(508) 278-4536

CLEVELAND
(330) 927-4000

NEW YORK
(845) 278-6700

BUFFALO
(716) 822-6074

DETROIT
(248) 437-7037

MID ATLANTIC
(202) 798-2060

CHICAGO
(630) 892-9191

MILWAUKEE
(262) 742-3890

ONTARIO
(416) 646-9000

UNILOCK.COM | 1-800-UNILOCK

©2019 Hengestone Holdings, Inc.